

**Trade
Management
System
User Manual**

**Internet Based
Fully Automated
Online Trading
System**



CONFIDENTIAL

All rights reserved. No part of this publication may be reprinted, reproduced, stored in a retrieval system or transmitted, in any form or by any means, without the prior permission in writing from the owners.

1.1 Document Control

1.2 Version History

Version No.	Date	Author	Comments/ Changes from prior version
1.0	2020/01/01	Ramesh Bhusal	

1.3 Document Reviewers/ Approvers

Name	Designation	Reviewer & Approver	Reviewer & Approver Comments

Contents

1.1	Document Control	2
1.2	Version History	2
1.3	Document Reviewers/ Approvers	2
2	Introduction.....	5
2.1	Purpose.....	5
2.2	Target Audience	5
2.3	Glossary	5
3	TMS Login	6
3.1	Create Password.....	6
3.2	TMS Login	9
3.3	Forgot Password (Reset Password): -	10
4	NEPSE TMS Dashboard.....	15
4.1	Menu Toggle.....	15
4.2	Index	17
4.3	Active Session.....	19
4.4	Turnover & Volume.....	19
4.5	Tickers.....	20
4.6	Watch Lists.....	25
4.6.1	DP Watchlist	26
4.6.2	Index Watch.....	27
4.6.3	My Watchlist.....	29
5	My Information	31
6	Online Client Creation.....	35
6.1	Individual Client Type.....	35
6.2	Corporate Client Creation	42
6.3	Mutual Fund type client creation	46
7	Fund Management	51
7.1	Load Collateral.....	51
7.2	Refund Collateral.....	55
7.3	Buy-Settlement (Pay-In).....	57
7.4	Sell Settlement (Pay-Out)	60
7.5	Net Settlement.....	62
7.5.1	Amount Payable by Client.....	62
7.5.2	Make Payment Request.....	73
8	Order Management.....	75

8.1	DNA Login	75
8.2	Buy/Sell.....	76
8.2.1	Market Session	76
8.2.2	Order Type.....	80
8.2.3	Order Validity	81
8.3	Order Placement	86
8.3.1	New Order	86
8.3.2	Order Modification.....	89
8.3.3	Order Cancellation	92
8.4	Trade Details.....	93
8.4.1	Completely Traded	93
8.4.2	Partially -Traded	95
9	Market Watch.....	97
9.1	Market Watch.....	97
9.1.1	Create Market Watch.....	97
9.1.2	Rename Market Watch.....	100
9.1.3	Buy/Sell from Market Watch.....	101
9.1.4	Market Depth from Market Watch	102
9.1.5	Delete Security from Market Watch	103
9.2	Market Depth	104
9.3	Live Market.....	106
9.4	Top 10 Gainers and Losers	107
10	DP Holding.....	108
11	BOID (Beneficial Owner Identification).....	110
11.1	BOID Map/Un-map	110
11.1.1	Mapping Request sent from client.....	110
11.2	Email Notifications	112
11.2.1	BOID Transfer Request Successful	112
11.2.2	BOID TRANSFER SUCCESS.....	112

2 Introduction

2.1 Purpose

The purpose of this document is to instruct users on the functionalities of Order Management System that can be used to perform the desired task using the system. It details step by step procedure of all implemented functionalities in Trade Management System.

2.2 Target Audience

This Manual has been prepared to provide guidance to the users of Trade Management System. This document is targeted for external users of NEPSE (Clients) carrying out trading transactions on day to day basis.

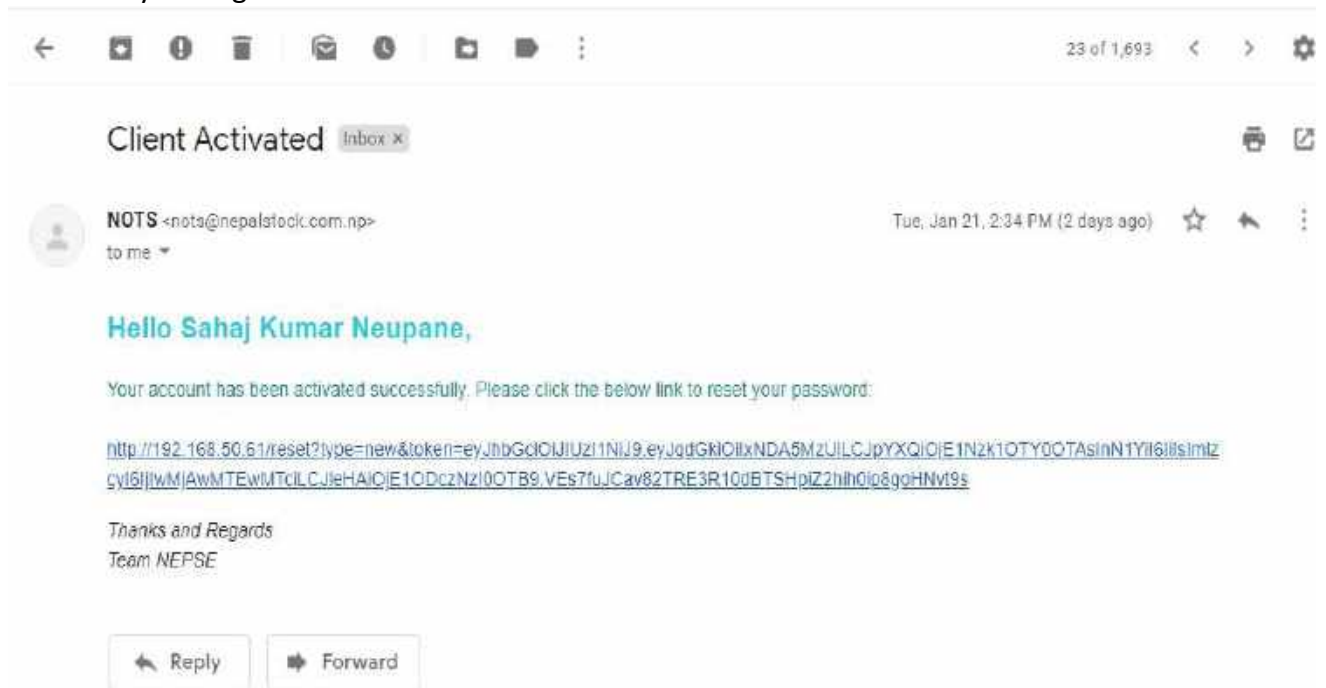
2.3 Glossary

Term	Definition
TMS	Trading Management System
NOTS	NEPSE Online Trading System
DNA	Direct NOTS Access
LTP	Last Traded Price
CLI	Client
CNC	Cash & Carry
OTP	One Time Password
LMT	Limit Order
MKT	Market Order
EQ	Equity
MF	Mutual Fund
NCD	Non-Convertible Debenture
GTC	Good Till Cancel
GTD	Good Till Date
AON	All or None
FOK	Fill or Kill
IOC	Immediate or Cancel
CP	Closing Price

3 TMS Login


3.1 Create Password

- If you are login for the first time, make sure that you receive a password create link once you are registered with respective broker. The password create link will be sent to your registered Email account.



NOTE: Please make sure you provide your correct Email account during registration. If you are already registered, Please make sure you update your correct Email account in CDS.

- Click on Create Password link. It will direct you to create password URL. Enter user defined password & confirm it.

 NEPAL STOCK EXCHANGE
NEPSE Online Trading System

Create Password

NEW PASSWORD

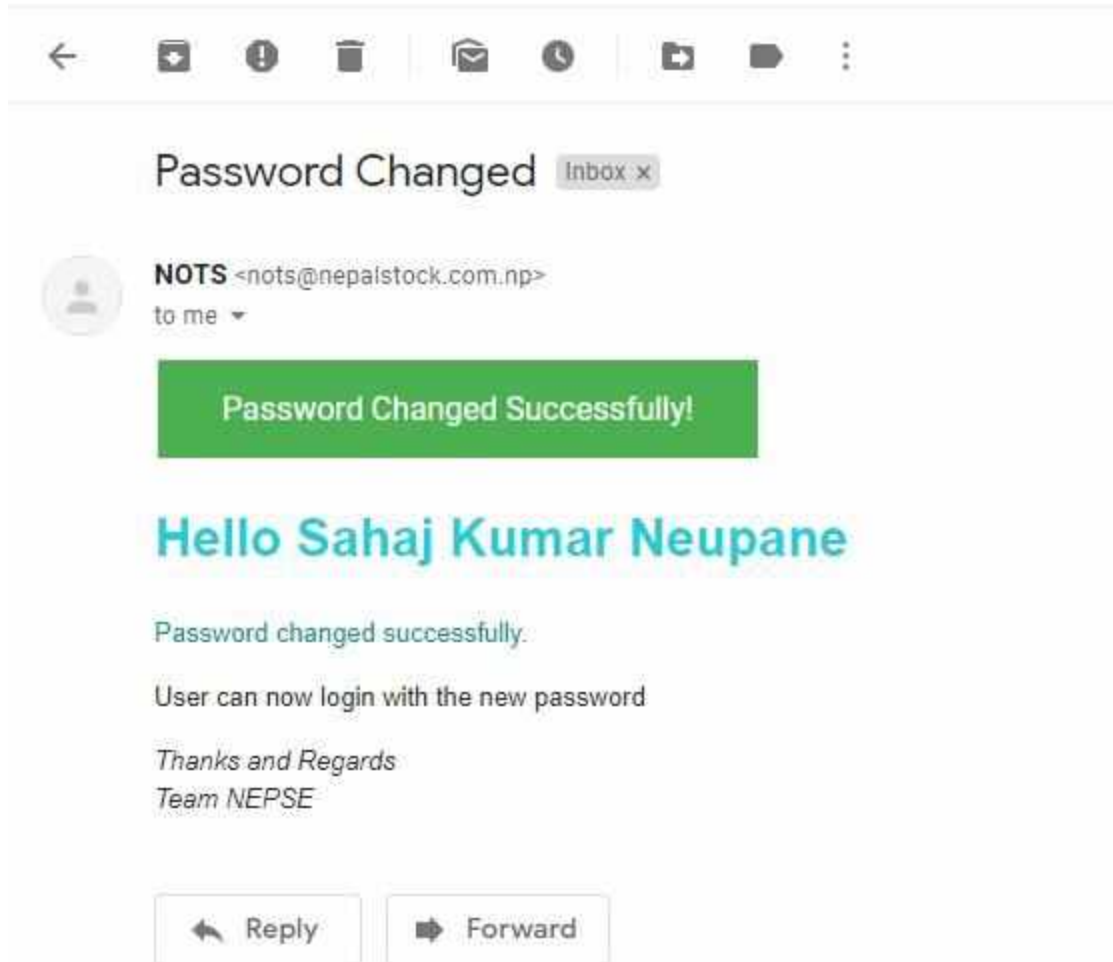
CONFIRM NEW PASSWORD

NOTE: - Password length should 5-10 with at least one caps, one special character and 1 digit.

- Click on Submit. A success message will be displayed at top right corner of the screen.

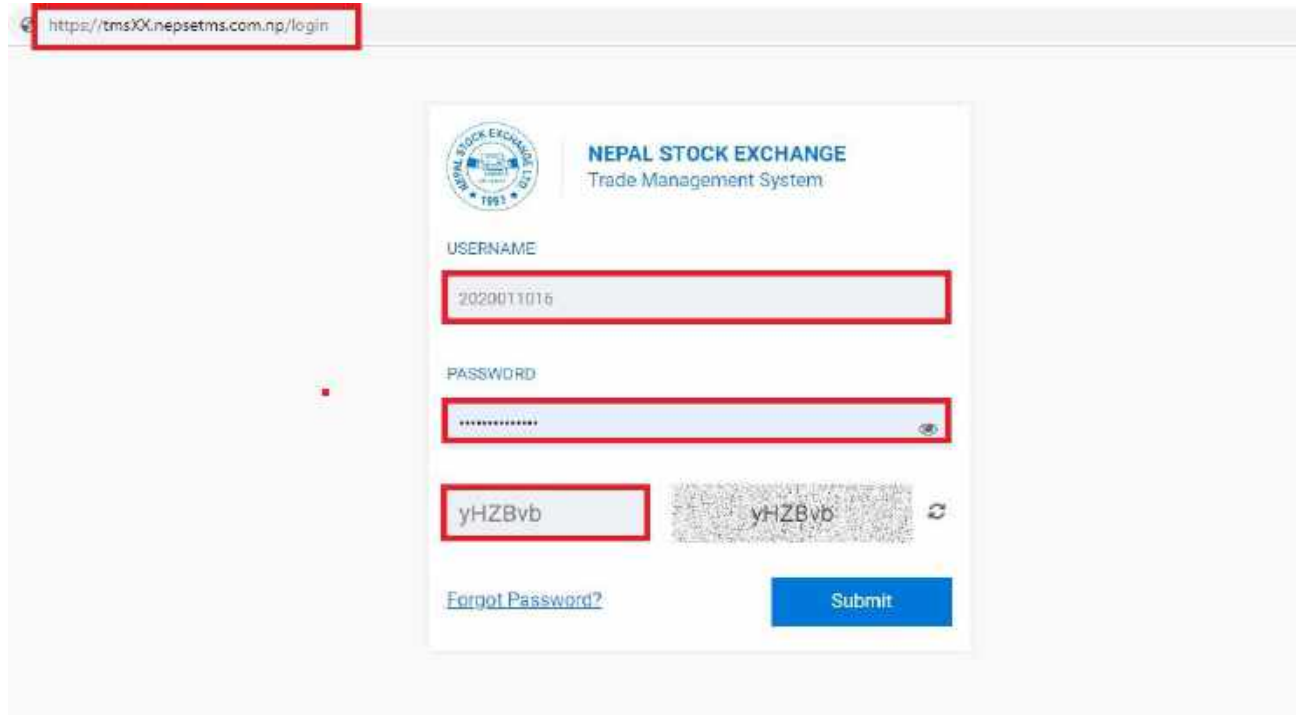


- Once the password is successfully created, an email confirmation will be sent.



3.2 TMS Login

- Go to your TMS Login URL. Please consult your respective broker for Login URL or you can find it here <http://newweb.nepalstock.com.np:8500/brokers>.

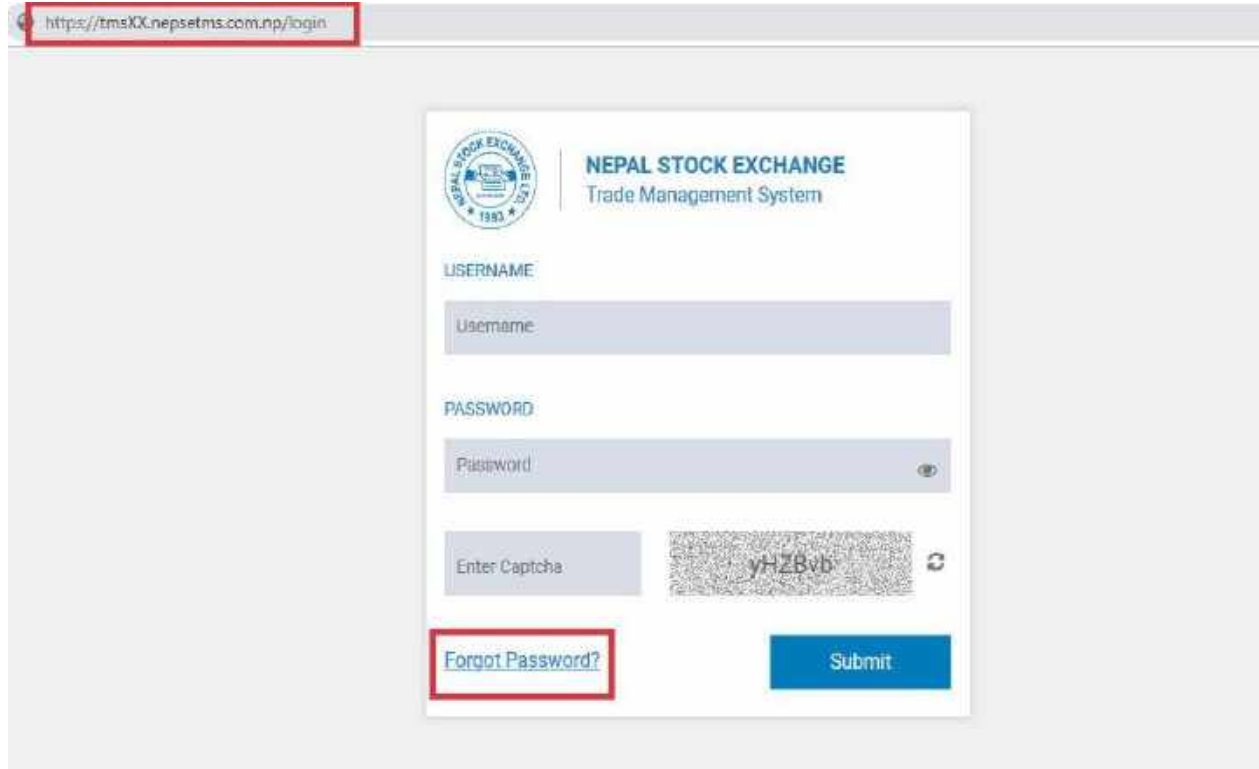


The screenshot shows a web browser window with the address bar containing the URL <http://tmsXX.nepsetms.com.np/login>. The main content area displays the login interface for the Nepal Stock Exchange Trade Management System. It features the Nepal Stock Exchange logo and the text "NEPAL STOCK EXCHANGE Trade Management System". Below this, there are three input fields: "USERNAME" with the value "2020011016", "PASSWORD" with masked characters, and a CAPTCHA field with the value "yHZBvb". A "Forgot Password?" link is located below the password field, and a blue "Submit" button is at the bottom right of the form.

- Enter login credentials (username & password). Enter Captcha. Click on Submit.

3.3 Forgot Password (Reset Password): -

- If you forgot password or want to reset your password, go to your respective TMS login URL.
- Click on forgot password.



https://tmsXX.nepsetms.com.np/login

NEPAL STOCK EXCHANGE
Trade Management System

USERNAME
Username

PASSWORD
Password

Enter Captcha yH2Bvb

[Forgot Password?](#) Submit

- Enter username and registered email account.



NEPAL STOCK EXCHANGE

Trade Management System

Please enter the following details to reset your password

USERNAME

2020011017

EMAIL

shaj.neupane@gmail.com

SUBMIT

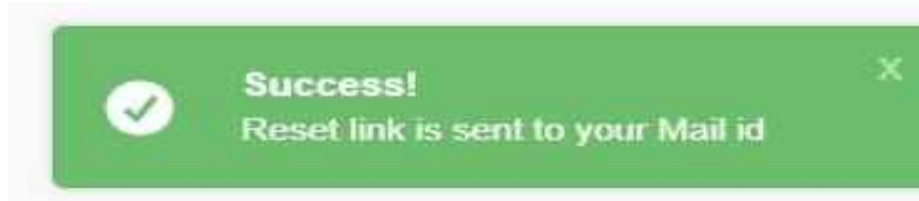
Cancel

Forgot Password

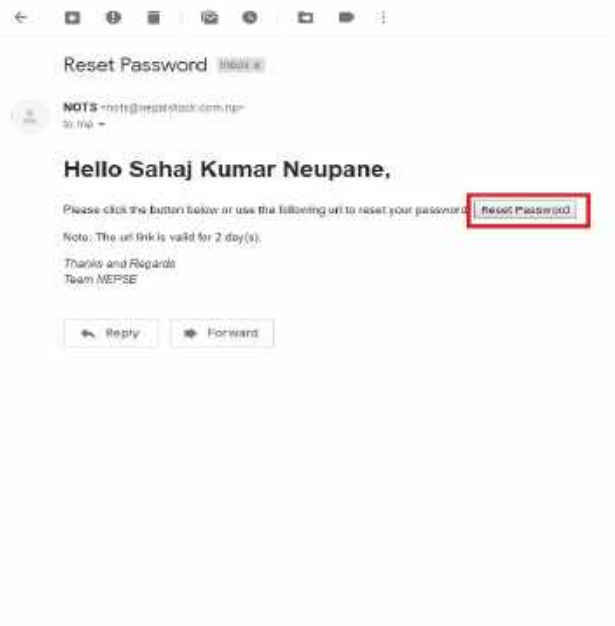
If the given user exists, an email with the reset link will be sent to the provided email address.

OK





- Password reset link will be sent to your email.



- Click on that Reset link. It will direct you to reset password URL. Enter user defined password & confirm it. Click on submit.



NEPAL STOCK EXCHANGE Trade Management System

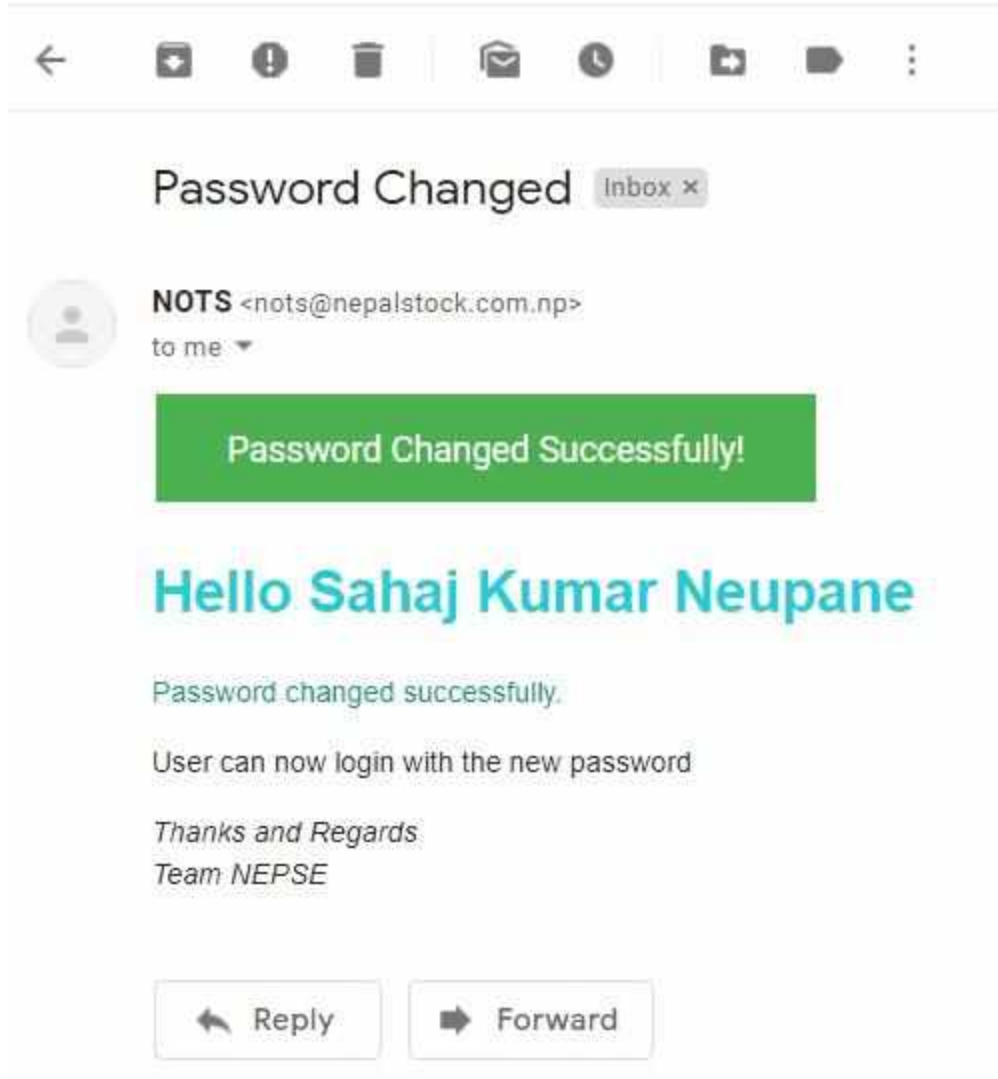
NEW PASSWORD

CONFIRM NEW PASSWORD

Minimum Caps	1
Minimum Special Characters	1
Minimum Digits	2
Password Length	5 ~ 15




- An email will be sent with password reset confirmation.

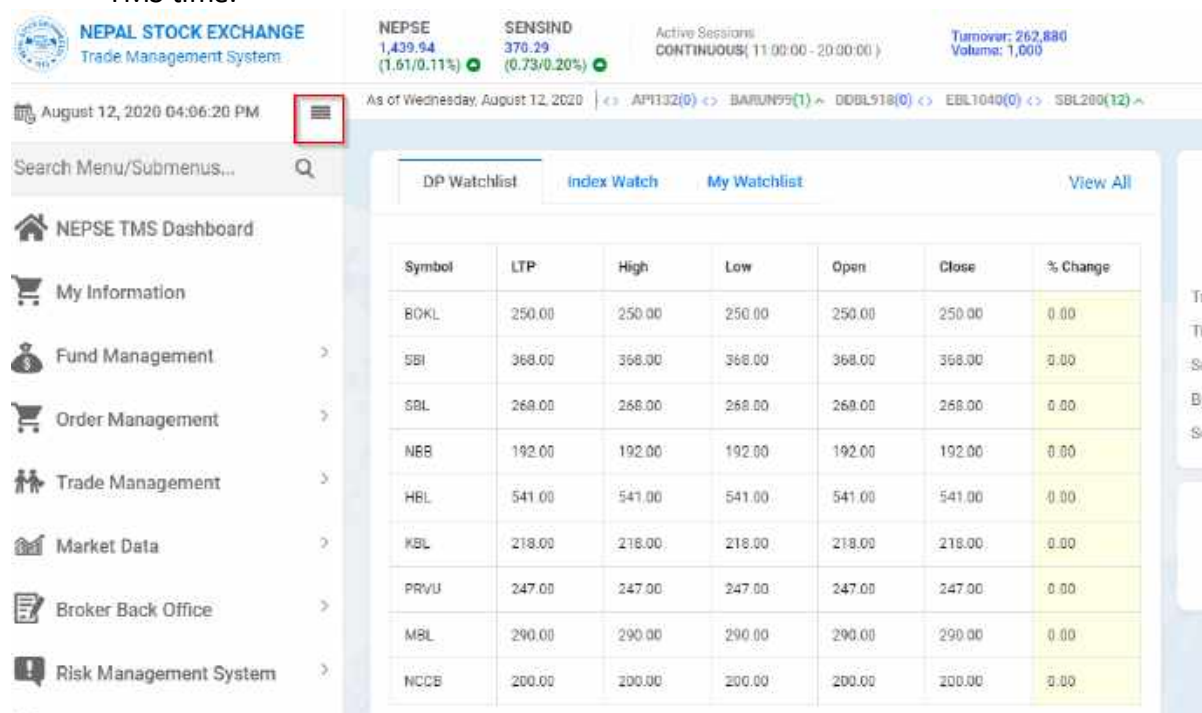


4 NEPSE TMS Dashboard

- Once user is logged in, TMS is directed to Dashboard which has several information displayed for user's convenience.

4.1 Menu Toggle

- User can hide side menu to expand screen on right. Click on  icon adjacent to TMS time.



The screenshot shows the NEPSE TMS Dashboard interface. At the top, there is a header with the NEPSE logo and 'Trade Management System'. Below the header, there are market statistics for NEPSE (1,439.64, +1.61%) and SENSIND (376.29, -0.73%). The active session is 'CONTINUOUS' from 11:00:00 to 20:00:00. The turnover is 262,880 and volume is 1,000. The date and time are August 12, 2020, 04:06:20 PM. A red box highlights the menu toggle icon (three horizontal lines) next to the time. Below the header, there is a search bar for 'Menu/Submenus...'. The main content area is divided into three tabs: 'DP Watchlist', 'Index Watch', and 'My Watchlist'. The 'Index Watch' tab is active, displaying a table of market data. The table has columns for Symbol, LTP, High, Low, Open, Close, and % Change. The data rows are as follows:

Symbol	LTP	High	Low	Open	Close	% Change
BOKL	250.00	250.00	250.00	250.00	250.00	0.00
SBI	368.00	368.00	368.00	368.00	368.00	0.00
SBL	268.00	268.00	268.00	268.00	268.00	0.00
NBB	192.00	192.00	192.00	192.00	192.00	0.00
HBL	541.00	541.00	541.00	541.00	541.00	0.00
KBL	218.00	218.00	218.00	218.00	218.00	0.00
PRVU	247.00	247.00	247.00	247.00	247.00	0.00
MBL	290.00	290.00	290.00	290.00	290.00	0.00
NCCE	200.00	200.00	200.00	200.00	200.00	0.00

On the left side, there is a vertical menu with icons and labels for 'NEPSE TMS Dashboard', 'My Information', 'Fund Management', 'Order Management', 'Trade Management', 'Market Data', 'Broker Back Office', and 'Risk Management System'. On the right side, there is a vertical menu with labels for 'Tra', 'Tra', 'Scr', 'Bu', 'Sel'.

- Once clicked, side menu will hide and your screen will expand. Only Icons are displayed in side menu.

NEPSE 1,439.94 (1.61/0.11%) **SENSIND** 370.29 (0.73/0.20%)
 Active Sessions: CONTINUOUS(11:00:00 - 20:00:00) Turnover: 262,880 Volume: 1,000

As of Wednesday, August 12, 2020 AKJCL65(0) <> AKPL134(0) <> API132(0) <> BARUN99(1) ^ DBBL918(0) <> EBL1040(0) <> SBL280(12)

DP Watchlist Index Watch My Watchlist View All

Symbol	LTP	High	Low	Open	Close	% Change
BOKL	250.00	250.00	250.00	250.00	250.00	0.00
SBI	368.00	368.00	368.00	368.00	368.00	0.00
SBL	268.00	268.00	268.00	268.00	268.00	0.00
NBB	192.00	192.00	192.00	192.00	192.00	0.00
HBL	541.00	541.00	541.00	541.00	541.00	0.00
KBL	218.00	218.00	218.00	218.00	218.00	0.00
PRVU	247.00	247.00	247.00	247.00	247.00	0.00
MBL	290.00	290.00	290.00	290.00	290.00	0.00
NCCB	200.00	200.00	200.00	200.00	200.00	0.00

- To re-display side menu, click on same icon.

NEPSE 1,439.94 (1.61/0.11%) **SENSIND** 370.29 (0.73/0.20%)
 Active Sessions: CONTINUOUS(11:00:00 - 20:00:00) Turnover: 262,880 Volume: 1,000

As of Wednesday, August 12, 2020 ADBL593(22) ^ AKJCL65(0) <> AKPL134(0) <> API132(0) <> BARUN99(1) ^ DBBL918(0) <>

DP Watchlist Index Watch My Watchlist View All

Symbol	LTP	High	Low	Open	Close	% Change
BOKL	250.00	250.00	250.00	250.00	250.00	0.00
SBI	368.00	368.00	368.00	368.00	368.00	0.00
SBL	268.00	268.00	268.00	268.00	268.00	0.00
NBB	192.00	192.00	192.00	192.00	192.00	0.00
HBL	541.00	541.00	541.00	541.00	541.00	0.00
KBL	218.00	218.00	218.00	218.00	218.00	0.00
PRVU	247.00	247.00	247.00	247.00	247.00	0.00
MBL	290.00	290.00	290.00	290.00	290.00	0.00
NCCB	200.00	200.00	200.00	200.00	200.00	0.00

4.2 Index

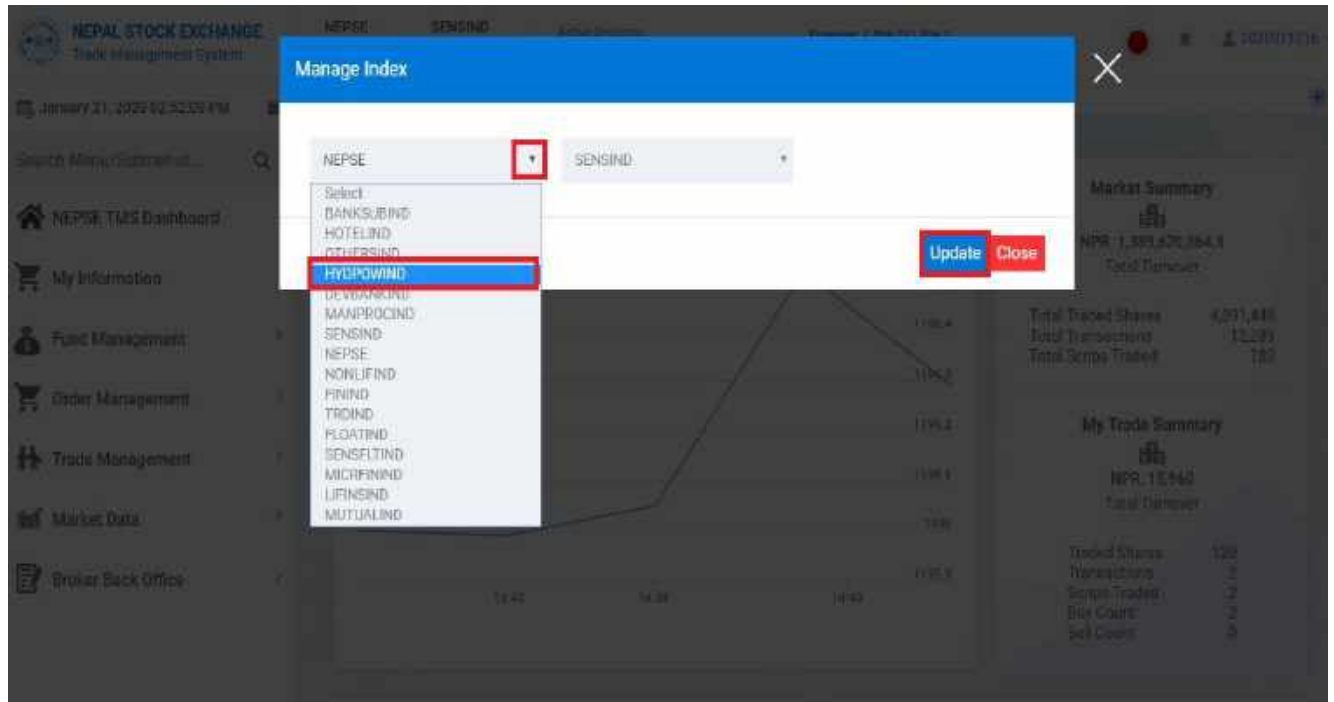
- By default, two indices (NEPSE & SENSITIVE) are displayed as shown in below fig:

Symbol	LTP	High	Low	Open	Close	% Change
BOKL	250.00	250.00	250.00	250.00	250.00	0.00
SBI	368.00	368.00	368.00	368.00	368.00	0.00
SBL	268.00	268.00	268.00	268.00	268.00	0.00
NBB	192.00	192.00	192.00	192.00	192.00	0.00
HBL	541.00	541.00	541.00	541.00	541.00	0.00
KBL	218.00	218.00	218.00	218.00	218.00	0.00
PRVU	247.00	247.00	247.00	247.00	247.00	0.00
MBL	290.00	290.00	290.00	290.00	290.00	0.00
NOCB	200.00	200.00	200.00	200.00	200.00	0.00

- User can decide on index to be displayed. If you wish to change the index, hover your cursor on the index to be changed, you will get an icon . Click on that icon.

Symbol	LTP	High	Low	Open	Close	% Change
BOKL	250.00	250.00	250.00	250.00	250.00	0.00
SBI	368.00	368.00	368.00	368.00	368.00	0.00
SBL	268.00	268.00	268.00	268.00	268.00	0.00
NBB	192.00	192.00	192.00	192.00	192.00	0.00
HBL	541.00	541.00	541.00	541.00	541.00	0.00
KBL	218.00	218.00	218.00	218.00	218.00	0.00
PRVU	247.00	247.00	247.00	247.00	247.00	0.00
MBL	290.00	290.00	290.00	290.00	290.00	0.00
NOCB	200.00	200.00	200.00	200.00	200.00	0.00

- All available indices are listed, chose the index you want to display and click on Update.



NEPAL STOCK EXCHANGE Trade Management System

August 12, 2020 04:10:40 PM

As of Wednesday, August 12, 2020 | BARUN99(1) ▲ | DDBL918(0) <> | EBL1040(0) <> | SBL280(12) ▲

HYDPOWIND: 18,607.56 (20.85/0.11%) ▲

SENSIND: 370.29 (0.73/0.20%) ▲

Active Sessions: CONTINUOUS(11:00:00 - 20:00:00)

Turnover: 271,320 | Volume: 1,040

Search Menu/Submenus...

NEPSE TMS Dashboard

My Information

Fund Management

Order Management

Trade Management

Market Data

Broker Back Office

Risk Management System

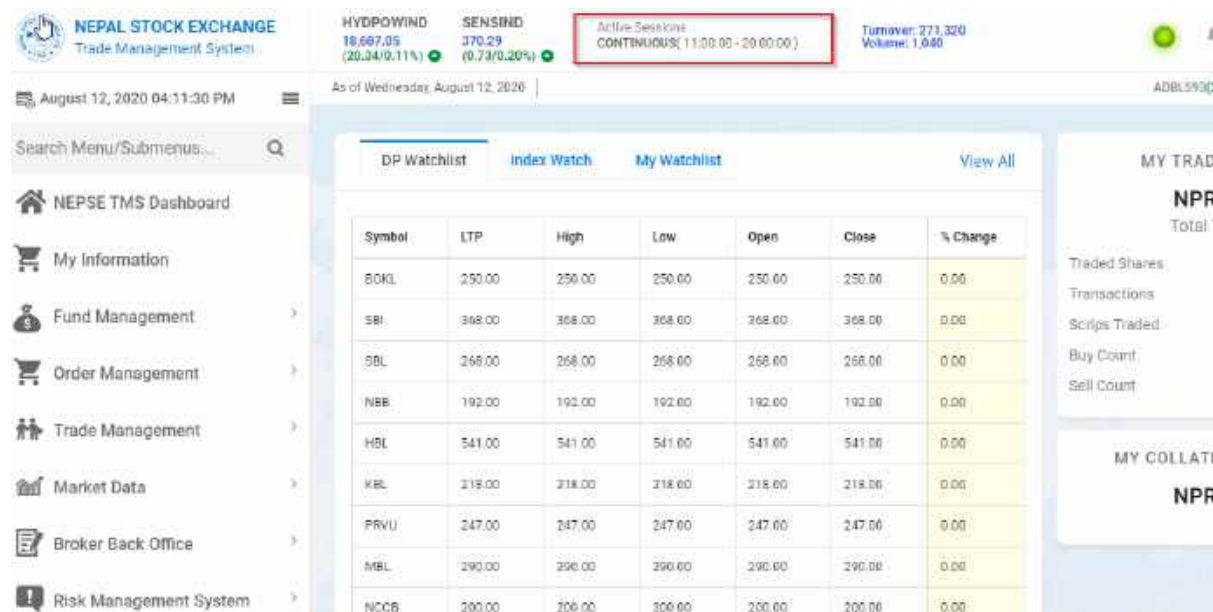
DP Watchlist | Index Watch | My Watchlist | View All

Symbol	LTP	High	Low	Open	Close	% Change
BCKL	250.00	250.00	250.00	250.00	250.00	0.00
SBI	368.00	368.00	368.00	368.00	368.00	0.00
SBL	268.00	268.00	268.00	268.00	268.00	0.00
NBB	192.00	192.00	192.00	192.00	192.00	0.00
HBL	541.00	541.00	541.00	541.00	541.00	0.00
KBL	218.00	218.00	218.00	218.00	218.00	0.00
PRVU	247.00	247.00	247.00	247.00	247.00	0.00
MBL	290.00	290.00	290.00	290.00	290.00	0.00
NCCB	200.00	200.00	200.00	200.00	200.00	0.00

Note: User can configure second index (SENSIND) in the same way as first index was configured above.

4.3 Active Session

- User can view currently active session and its time. If there is no session active, it will display “No Active Session”.

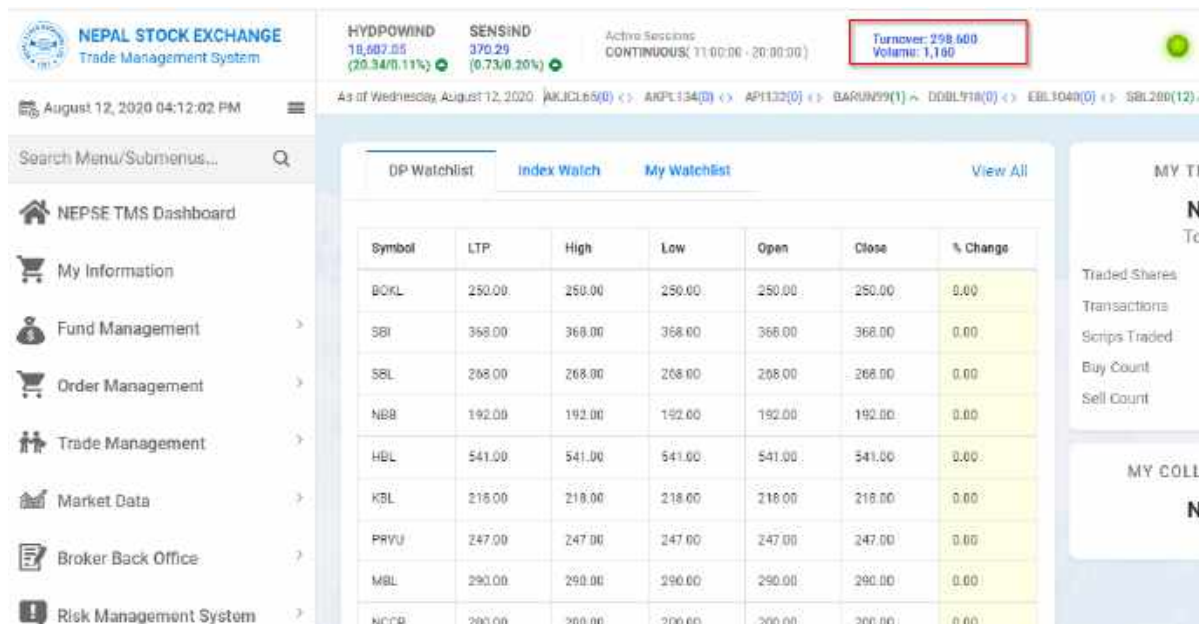


The screenshot shows the NEPSE TMS Dashboard. At the top, there are market indicators: HYDPOWIND (18,667.05, +20.34/0.11%), SENSEX (370.29, +0.73/0.20%), and an Active Session status of CONTINUOUS (11:00:00 - 20:00:00). The dashboard also displays Turnover (271,320) and Volume (1,040). The main content area shows a table of market data with columns for Symbol, LTP, High, Low, Open, Close, and % Change. The table lists various stocks like BOKL, SBI, SBL, NBB, HBL, KBL, PRVU, MBL, and NCCB, all showing 0.00% change. On the right side, there are sections for MY TRADE and MY COLLATI, both showing NPR Total.

Symbol	LTP	High	Low	Open	Close	% Change
BOKL	250.00	250.00	250.00	250.00	250.00	0.00
SBI	368.00	368.00	368.00	368.00	368.00	0.00
SBL	268.00	268.00	268.00	268.00	268.00	0.00
NBB	192.00	192.00	192.00	192.00	192.00	0.00
HBL	541.00	541.00	541.00	541.00	541.00	0.00
KBL	218.00	218.00	218.00	218.00	218.00	0.00
PRVU	247.00	247.00	247.00	247.00	247.00	0.00
MBL	290.00	290.00	290.00	290.00	290.00	0.00
NCCB	200.00	200.00	200.00	200.00	200.00	0.00

4.4 Turnover & Volume

- You can view Overall Turnover and Volume of Scrips Traded in today’s market. These data are fetched on real time.
- User can view their own Trade Summary in today’s market as well. Trade Summary includes total turnover, total transaction done, total scrips traded and Buy-Sell Count on transaction.



NEPAL STOCK EXCHANGE Trade Management System

HYDPOWIND 18,607.05 (20.34/0.11%) SENSIND 370.29 (0.73/0.20%)

Active Sessions: CONTINUOUS(11:00:00 - 20:00:00)

Turnover: 298,600 Volume: 1,160

As of Wednesday, August 12, 2020

Search Menu/Submenus...

NEPSE TMS Dashboard
My Information
Fund Management
Order Management
Trade Management
Market Data
Broker Back Office
Risk Management System


Symbol	LTP	High	Low	Open	Close	% Change
BOKL	250.00	250.00	250.00	250.00	250.00	0.00
SBI	368.00	368.00	368.00	368.00	368.00	0.00
SBL	268.00	268.00	268.00	268.00	268.00	0.00
NBB	192.00	192.00	192.00	192.00	192.00	0.00
HBL	541.00	541.00	541.00	541.00	541.00	0.00
KBL	218.00	218.00	218.00	218.00	218.00	0.00
PRVU	247.00	247.00	247.00	247.00	247.00	0.00
MBL	290.00	290.00	290.00	290.00	290.00	0.00
NCCB	200.00	200.00	200.00	200.00	200.00	0.00

MY TR. NF
ToS
Traded Shares
Transactions
Scripts Traded
Buy Count
Sell Count

MY COLLA NF

4.5 Tickers

- Tickers are for displaying Current Price of respective security and its price variation. The price and variation in Ticker for each security is fetched on real time.
- Users can create their own Ticker for securities of their choice. To create Ticker, Click on “+” icon on top right of your Dashboard.



NEPAL STOCK EXCHANGE Trade Management System

HYDPOWIND 18,607.05 (20.34/0.11%) SENSIND 370.29 (0.73/0.20%)

Active Sessions: CONTINUOUS(11:00:00 - 20:00:00)

Turnover: 298,600 Volume: 1,160

As of Wednesday, August 12, 2020

Search Menu/Submenus...

NEPSE TMS Dashboard
My Information
Fund Management
Order Management
Trade Management

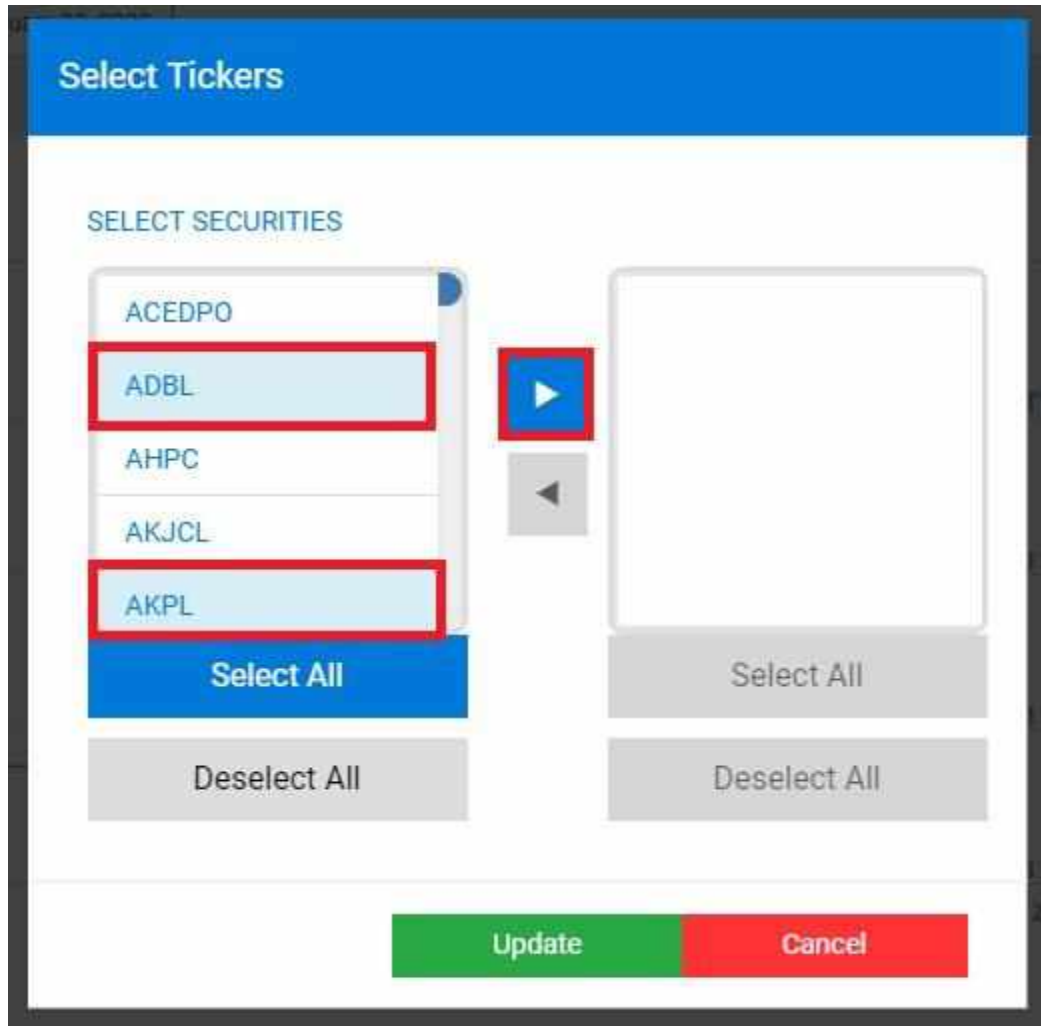
Symbol	LTP	High	Low	Open	Close	% Change
BOKL	250.00	250.00	250.00	250.00	250.00	0.00
SBI	368.00	368.00	368.00	368.00	368.00	0.00
SBL	268.00	268.00	268.00	268.00	268.00	0.00
NBB	192.00	192.00	192.00	192.00	192.00	0.00
HBL	541.00	541.00	541.00	541.00	541.00	0.00


MY TRADE SUMMARY
NPR. 0.00
Total Turnover

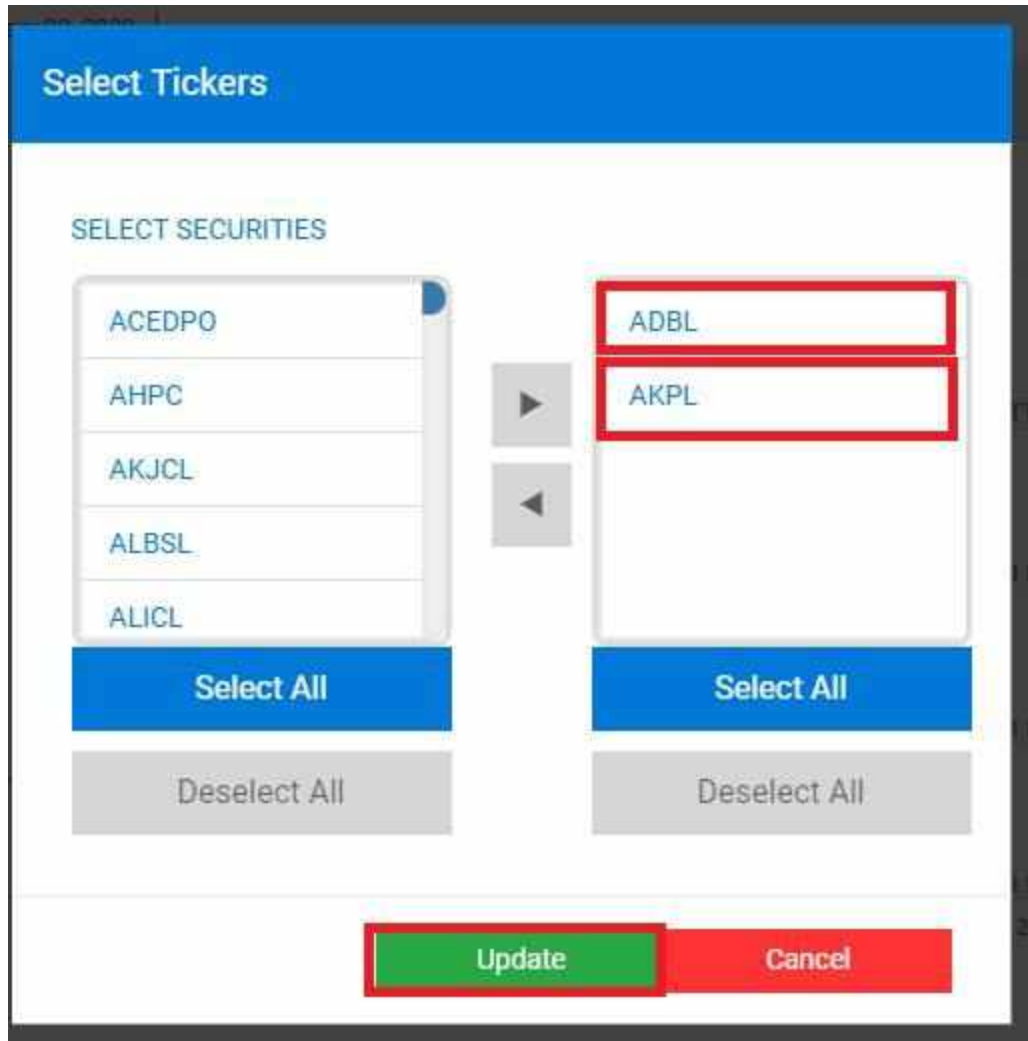
Traded Shares: 0
Transactions: 0
Scripts Traded: 0
Buy Count: 0
Sell Count: 0

MY COLLATERAL SUMMARY

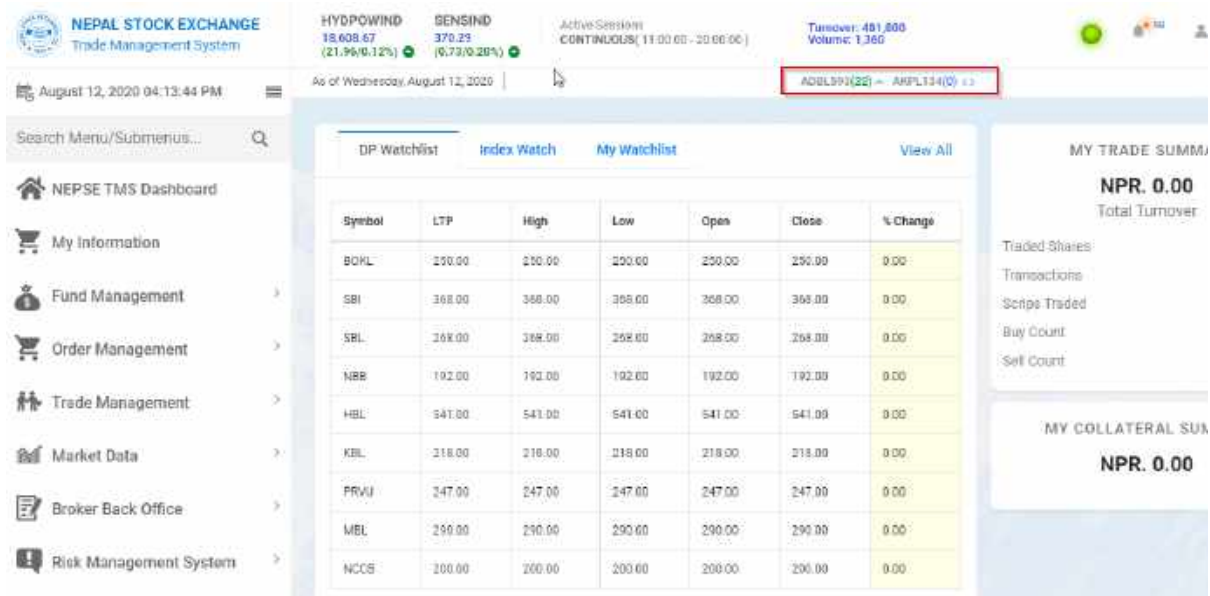
- A “Select Tickers” window is displayed.




- Select Securities you wish to display as Ticker and click on icon  as shown in above fig:
- Selected securities are displayed on right as shown in below fig:. Once Securities are selected, click on update.

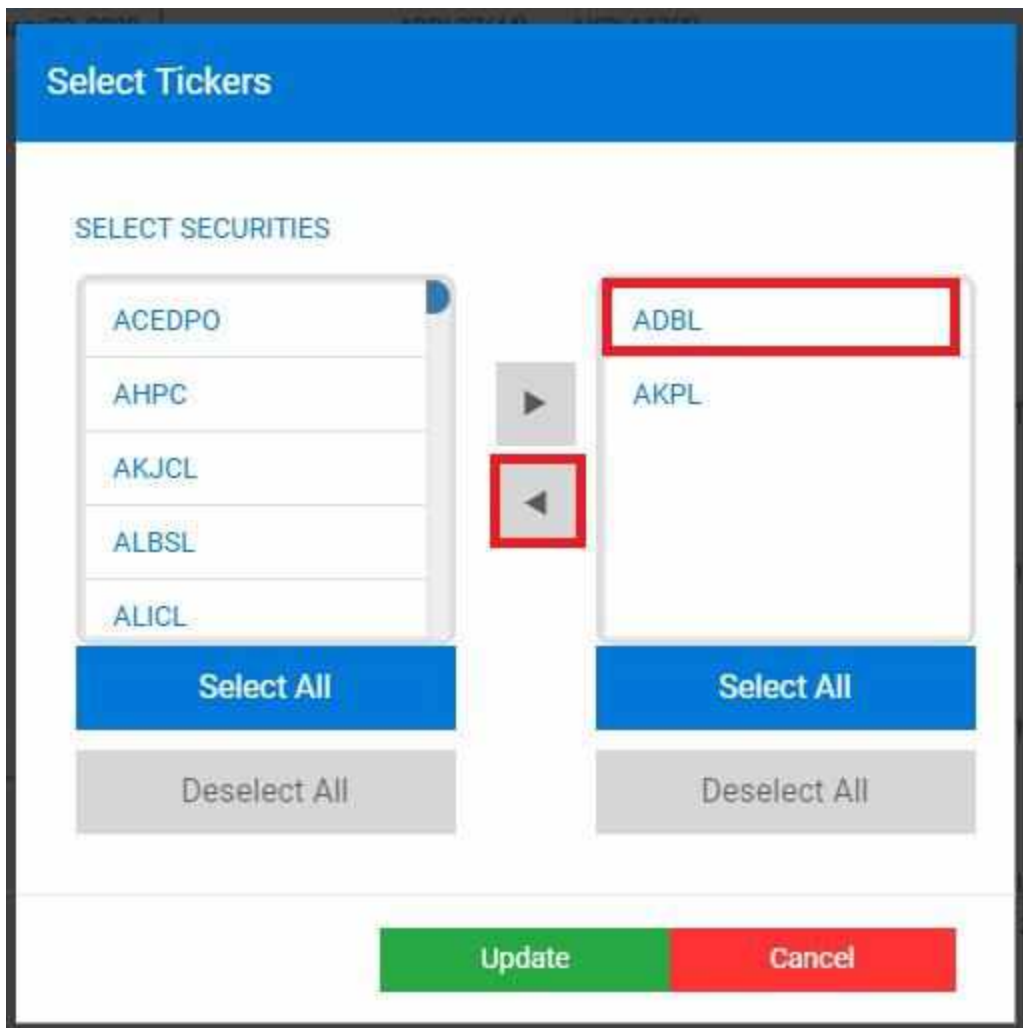


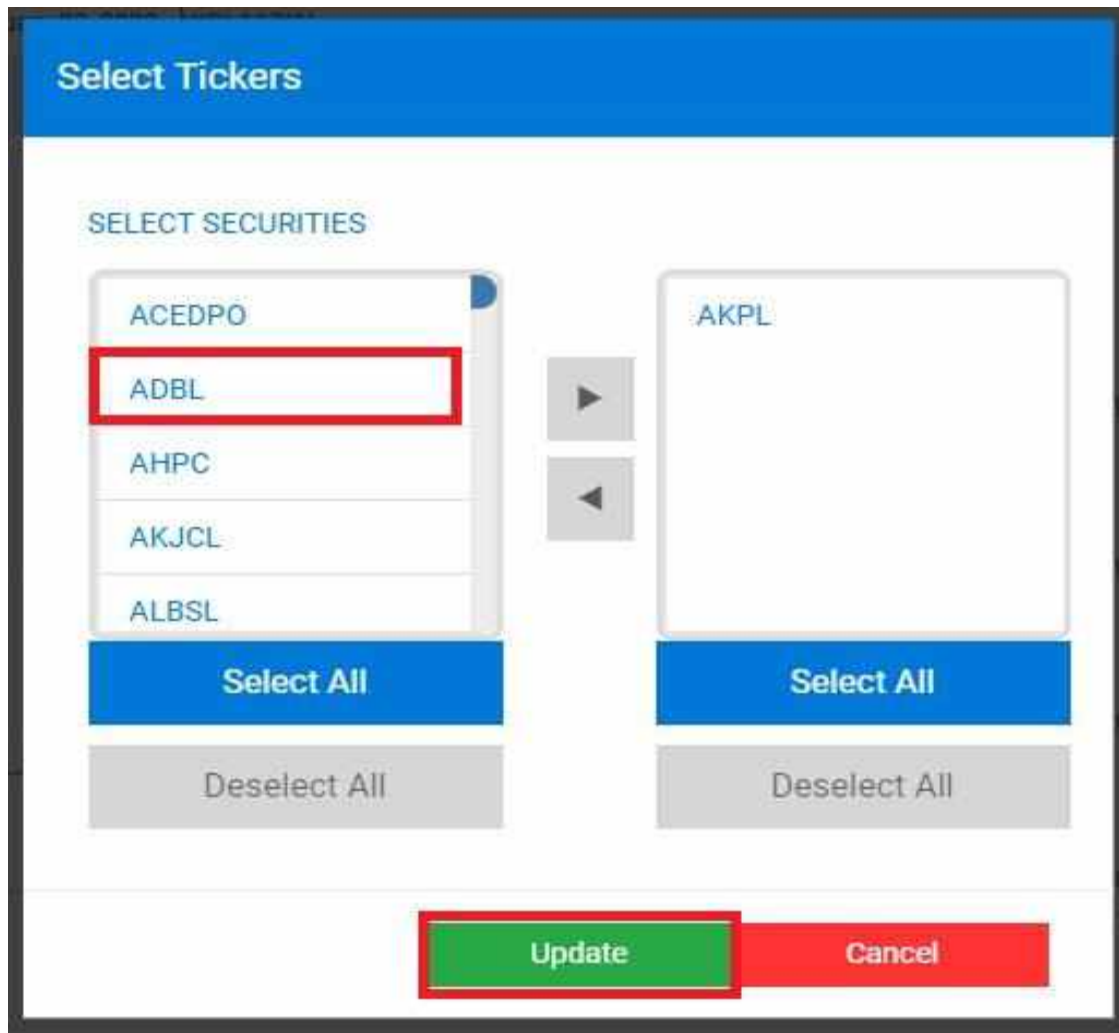
- Selected Securities are displayed in Ticker with Last-Traded price and its variation on Previous-Day price for respective securities.



Symbol	LTP	High	Low	Open	Close	% Change
BOKL	290.00	290.00	290.00	290.00	290.00	0.00
SBI	368.00	368.00	368.00	368.00	368.00	0.00
SRL	268.00	268.00	268.00	268.00	268.00	0.00
NBB	192.00	192.00	192.00	192.00	192.00	0.00
HBL	541.00	541.00	541.00	541.00	541.00	0.00
KBL	218.00	218.00	218.00	218.00	218.00	0.00
PRVJ	247.00	247.00	247.00	247.00	247.00	0.00
MBL	290.00	290.00	290.00	290.00	290.00	0.00
NCCS	200.00	200.00	200.00	200.00	200.00	0.00

- If you wish to update securities in existing ticker, you have to select security from right and Click on icon  . Click on update.
- That Security will not be displayed in Ticker anymore.

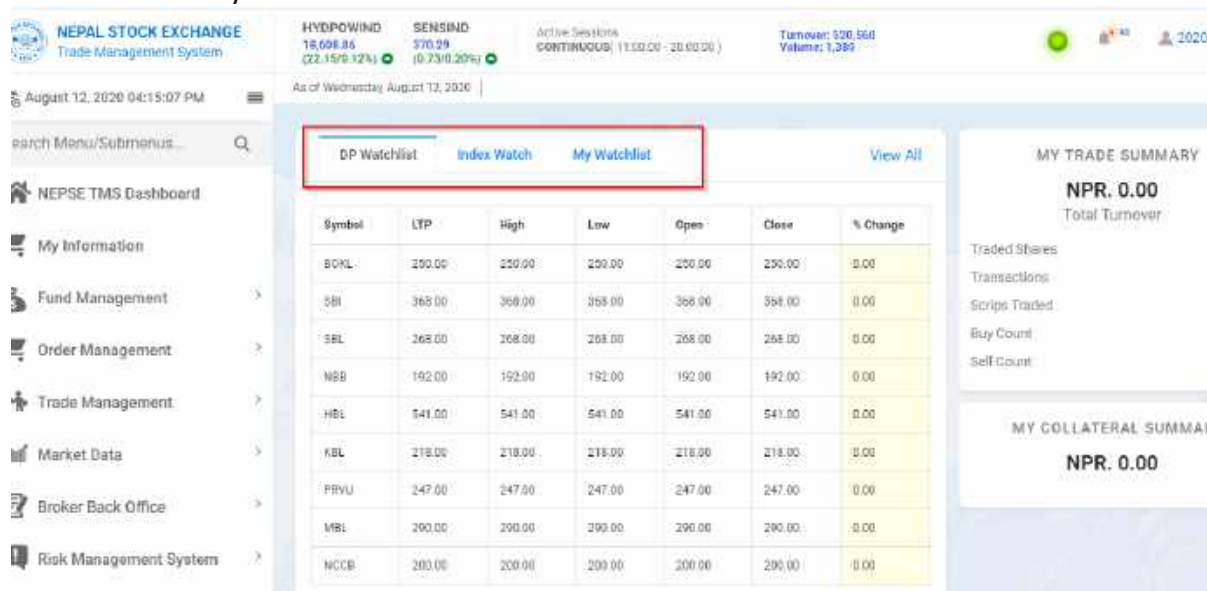




*NOTE: User can select all available securities to be displayed as Ticker or deselect all securities from Ticker. **Select All** and **Deselect All** buttons are available for this purpose.*

4.6 Watch Lists

- A Watchlist is a list of securities being monitored for potential trading or investing opportunities.
- There are 3 different tabs with different information available for client.
 - DP Watchlist
 - Index Watch
 - My Watchlist




Symbol	LTP	High	Low	Open	Close	% Change
BOHL	290.00	290.00	290.00	290.00	290.00	0.00
SBI	368.00	368.00	368.00	368.00	368.00	0.00
SBL	268.00	268.00	268.00	268.00	268.00	0.00
NBB	192.00	192.00	192.00	192.00	192.00	0.00
HBI	541.00	541.00	541.00	541.00	541.00	0.00
KBL	218.00	218.00	218.00	218.00	218.00	0.00
PRVU	247.00	247.00	247.00	247.00	247.00	0.00
MBL	290.00	290.00	290.00	290.00	290.00	0.00
NCCB	200.00	200.00	200.00	200.00	295.00	0.00

- In the % change column in all 3 tab, below are the colour code and their significance:
 - Light Red:- Negative
 - Light Green:- Positive
 - Light Yellow:- Neutral/ No Change

NEPSE Graph

Index Code	Index Value	Prev. Close	Point Change	% Change
NEPSE	1,435.15	1,438.32	-3.17	-0.22
SENSIND	368.01	369.56	-1.54	-0.42
MICRFININD	1,730.18	1,728.48	+1.70	+0.10
HYDPOWIND	18,545.70	18,586.71	-41.01	-0.22
HOTELIND	608.54	608.54	0.00	0.00




4.6.1 DP Watchlist

- It allows client to watch and monitor market statistics of their investments (DP Holdings). For each security listed here, market information is dynamically updated on real time.
- Up to 9 securities are listed in the screen at a time. If there are additional securities, then click on the 'view all' to view all your holdings.

Symbol	LTP	High	Low	Open	Close	% Change
BOKL	250.00	250.00	250.00	250.00	250.00	0.00
SBI	368.00	368.00	368.00	368.00	368.00	0.00
SBL	268.00	268.00	268.00	268.00	268.00	0.00
NBB	192.00	192.00	192.00	192.00	192.00	0.00
HBL	541.00	541.00	541.00	541.00	541.00	0.00
KBL	218.00	218.00	218.00	218.00	218.00	0.00
PRVU	247.00	247.00	247.00	247.00	247.00	0.00
MBL	290.00	290.00	290.00	290.00	290.00	0.00
NCCB	200.00	200.00	200.00	200.00	200.00	0.00

My DP Watchlist

Symbol	Security Name	LTP	High	Low	Open	Close	% Change
BOKL	Bank of Kathmandu Ltd.	250.00	250.00	250.00	250.00	250.00	0.00
SBI	Nepal SBI Bank Limited	368.00	368.00	368.00	368.00	368.00	0.00
SBL	Siddhartha Bank Limited	268.00	268.00	268.00	268.00	268.00	0.00
NBB	Nepal Bangladesh Bank Limited	192.00	192.00	192.00	192.00	192.00	0.00
HBL	Himalayan Bank Limited	541.00	541.00	541.00	541.00	541.00	0.00
KBL	Kumari Bank Limited	218.00	218.00	218.00	218.00	218.00	0.00



- If you wish to place order for any of the securities, right click on respective Security and click on "Buy" or "Sell".

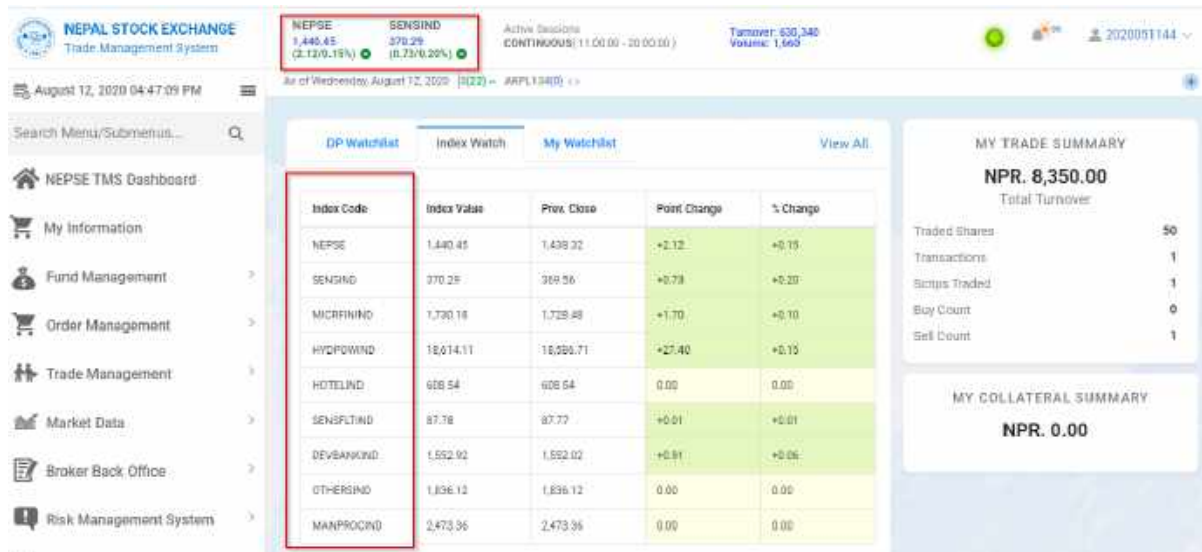
Symbol	LTP	High	Low	Open	Close	% Change
EOKL	250.00	250.00	250.00	250.00	250.00	0.00
SBI	368.00	368.00	368.00	368.00	368.00	0.00
SEI	268.00	268.00	268.00	268.00	268.00	0.00
NBR	192.00	192.00	192.00	192.00	192.00	0.00
HBL	541.00	541.00	541.00	541.00	541.00	0.00
KBL	218.00	218.00	218.00	218.00	218.00	0.00
FRVJ	247.00	247.00	247.00	247.00	247.00	0.00
MBL	290.00	290.00	290.00	290.00	290.00	0.00

- You will be redirected to Buy/Sell screen with respective security selected on default.

ORDER	QTY	PRICE	PRICE	QTY	ORDER
0	0	0	0	0	0
0	0	0	0	0	0
0	0	0	0	0	0
0	0	0	0	0	0
0	0	0	0	0	0

4.6.2 Index Watch

- By default only 2 index are displayed at the top of the TMS website. However, there are many other indexes available which can be viewed through index watch tab.



NEPSE 1,440.45 (2.12/0.15%) SENSIND 370.29 (0.73/0.20%) Active Sessions CONTINUOUS(11:00:00 - 20:00:00) Turnover: 630,348 Volume: 1,669

August 12, 2020 04:47:09 PM As of Wednesday, August 12, 2020 [3(22) = NRPL134(0) <>

Search Menu/Submenus...

DP Watchlist Index Watch My Watchlist View All

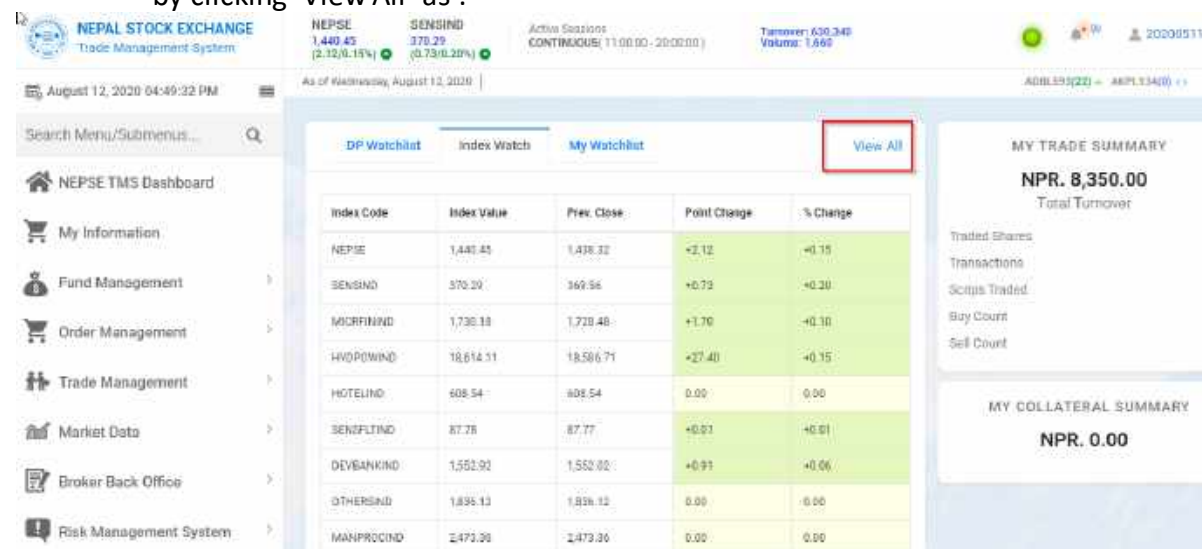
Index Code	Index Value	Prev. Close	Point Change	% Change
NEPSE	1,440.45	1,438.32	+2.12	+0.15
SENSIND	370.29	369.56	+0.73	+0.20
MICRFININD	1,730.18	1,728.48	+1.70	+0.10
HYDPOWIND	18,614.11	18,586.71	+27.40	+0.15
HOTELIND	608.54	608.54	0.00	0.00
SENFELTIND	87.78	87.77	+0.01	+0.01
DEVBANKIND	1,552.92	1,552.02	+0.91	+0.06
OTHERSIND	1,836.12	1,836.12	0.00	0.00
MANPROCIND	2,473.36	2,473.36	0.00	0.00

MY TRADE SUMMARY
NPR. 8,350.00
Total Turnover

Traded Shares: 50
Transactions: 1
Scripts Traded: 1
Buy Count: 0
Sell Count: 1

MY COLLATERAL SUMMARY
NPR. 0.00

- Only 9 indexes are displayed in the screen at a time. Rest of them can be viewed by clicking 'View All' as :



NEPSE 1,440.45 (2.12/0.15%) SENSIND 370.29 (0.73/0.20%) Active Sessions CONTINUOUS(11:00:00 - 20:00:00) Turnover: 630,348 Volume: 1,669

August 12, 2020 04:49:32 PM As of Wednesday, August 12, 2020 [3(22) = NRPL134(0) <>

Search Menu/Submenus...

DP Watchlist Index Watch My Watchlist View All

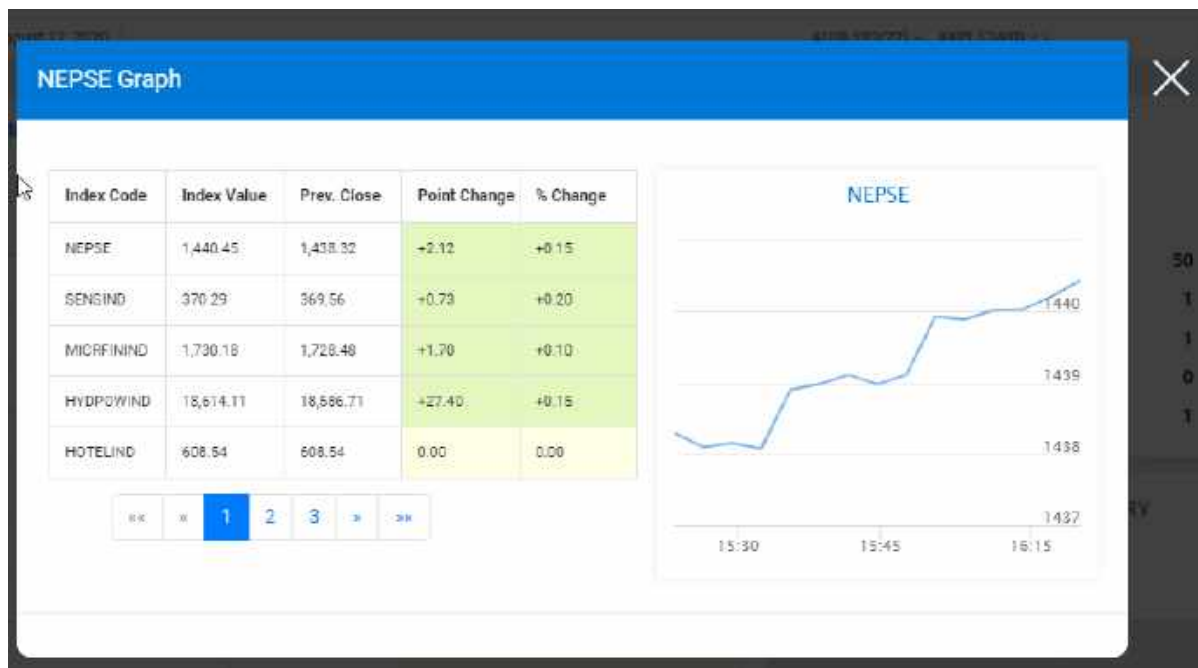
Index Code	Index Value	Prev. Close	Point Change	% Change
NEPSE	1,440.45	1,438.32	+2.12	+0.15
SENSIND	370.29	369.56	+0.73	+0.20
MICRFININD	1,730.18	1,728.48	+1.70	+0.10
HYDPOWIND	18,614.11	18,586.71	+27.40	+0.15
HOTELIND	608.54	608.54	0.00	0.00
SENFELTIND	87.78	87.77	+0.01	+0.01
DEVBANKIND	1,552.92	1,552.02	+0.91	+0.06
OTHERSIND	1,836.12	1,836.12	0.00	0.00
MANPROCIND	2,473.36	2,473.36	0.00	0.00

MY TRADE SUMMARY
NPR. 8,350.00
Total Turnover

Traded Shares
Transactions
Scripts Traded
Buy Count
Sell Count

MY COLLATERAL SUMMARY
NPR. 0.00

- On clicking any of the index code available in the tab, a pop-up screen will appear with visualization (graph) for the indexes.



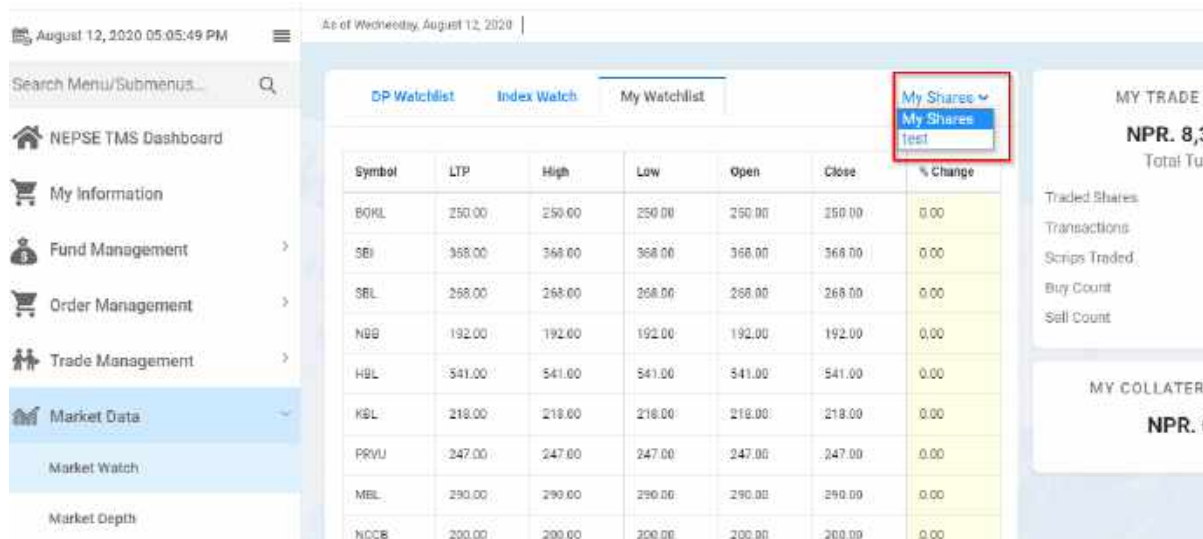
- Client can select any other index in the screen (pop-up) and the graph for the respective index will be displayed.



4.6.3 My Watchlist

- It allows client to watch and monitor market statistics of the securities they are interested in. For each security listed here, market information is dynamically updated on real time.
- This tab lists the securities client has added in the Market watch. There can be one to many market watch as per the client's need and interest.
- For more information on Market match, Please navigate to the [Market watch](#) section in this document.

- Client can choose which Market Watch they want to view by selecting the interested market watch.



August 12, 2020 05:05:49 PM | As of Wednesday, August 12, 2020

Search Menu/Submenus...

NEPSE TMS Dashboard

My Information

Fund Management

Order Management

Trade Management

Market Data

Market Watch

Market Depth

DP Watchlist | Index Watch | **My Watchlist** | My Shares

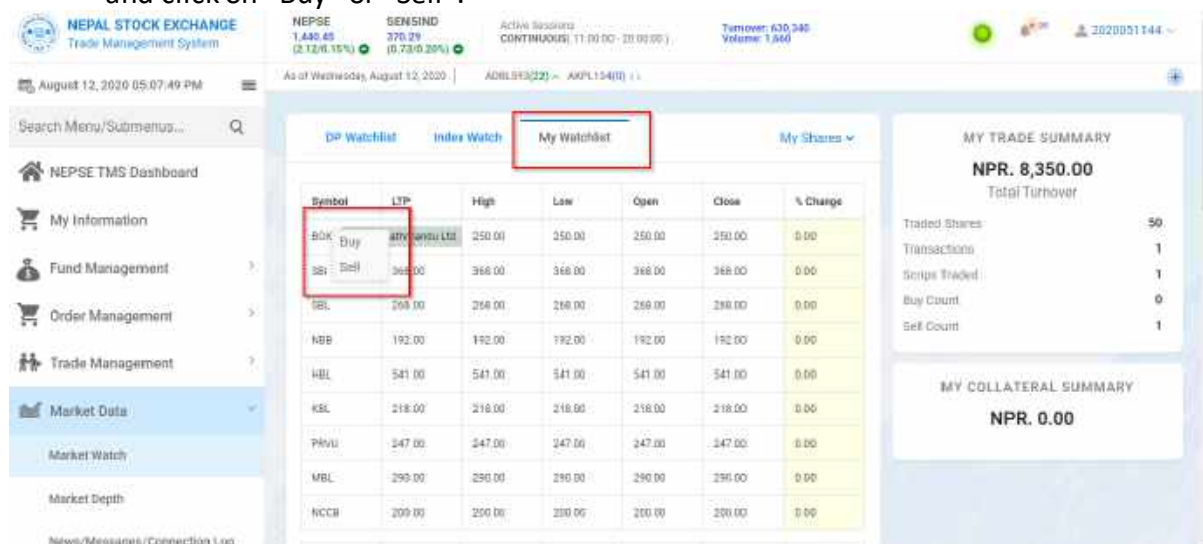
Symbol	LTP	High	Low	Open	Close	% Change
BOKL	250.00	250.00	250.00	250.00	250.00	0.00
SEI	368.00	368.00	368.00	368.00	368.00	0.00
SBL	268.00	268.00	268.00	268.00	268.00	0.00
NBB	192.00	192.00	192.00	192.00	192.00	0.00
HBL	541.00	541.00	541.00	541.00	541.00	0.00
KBL	218.00	218.00	218.00	218.00	218.00	0.00
PRVU	247.00	247.00	247.00	247.00	247.00	0.00
MBL	290.00	290.00	290.00	290.00	290.00	0.00
NCCB	200.00	200.00	200.00	200.00	200.00	0.00

MY TRADE SUMMARY
NPR. 8,3
Total Turnover

Traded Shares
Transactions
Scripts Traded
Buy Count
Sell Count

MY COLLATERAL SUMMARY
NPR. 0

- If you wish to place order for any of the securities, right click on respective Security and click on “Buy” or “Sell”.



August 12, 2020 05:07:49 PM | As of Wednesday, August 12, 2020

Search Menu/Submenus...

NEPSE TMS Dashboard

My Information

Fund Management

Order Management

Trade Management

Market Data

Market Watch

Market Depth

News/Messages/Connection Log

NEPSE 1,480.45 (2.12/0.15%)
SENSIND 370.29 (0.73/0.20%)
Active Securities CONTINUOUS (11:00:00 - 20:00:00)
Turnover: 630,340
Volume: 1,860

ADBL93(22) - AKPL154(0)

DP Watchlist | Index Watch | **My Watchlist** | My Shares

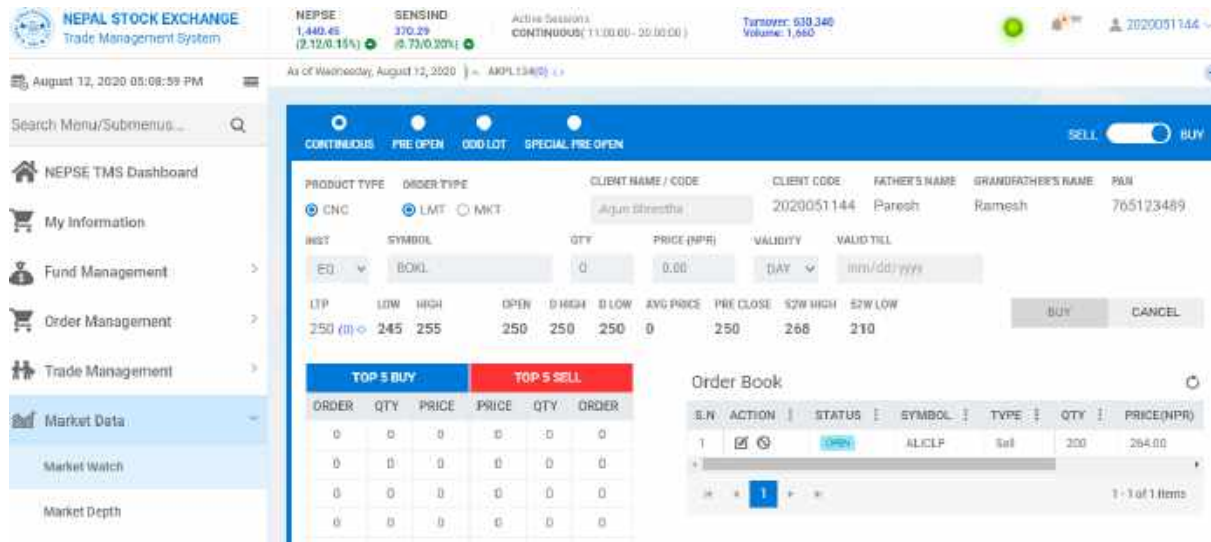
Symbol	LTP	High	Low	Open	Close	% Change
BOKL	250.00	250.00	250.00	250.00	250.00	0.00
SEI	368.00	368.00	368.00	368.00	368.00	0.00
SBL	268.00	268.00	268.00	268.00	268.00	0.00
NBB	192.00	192.00	192.00	192.00	192.00	0.00
HBL	541.00	541.00	541.00	541.00	541.00	0.00
KBL	218.00	218.00	218.00	218.00	218.00	0.00
PRVU	247.00	247.00	247.00	247.00	247.00	0.00
MBL	290.00	290.00	290.00	290.00	290.00	0.00
NCCB	200.00	200.00	200.00	200.00	200.00	0.00

MY TRADE SUMMARY
NPR. 8,350.00
Total Turnover

Traded Shares: 50
Transactions: 1
Scripts Traded: 1
Buy Count: 0
Sell Count: 1

MY COLLATERAL SUMMARY
NPR. 0.00

- You will be redirected to Buy/Sell screen with respective security selected on default.

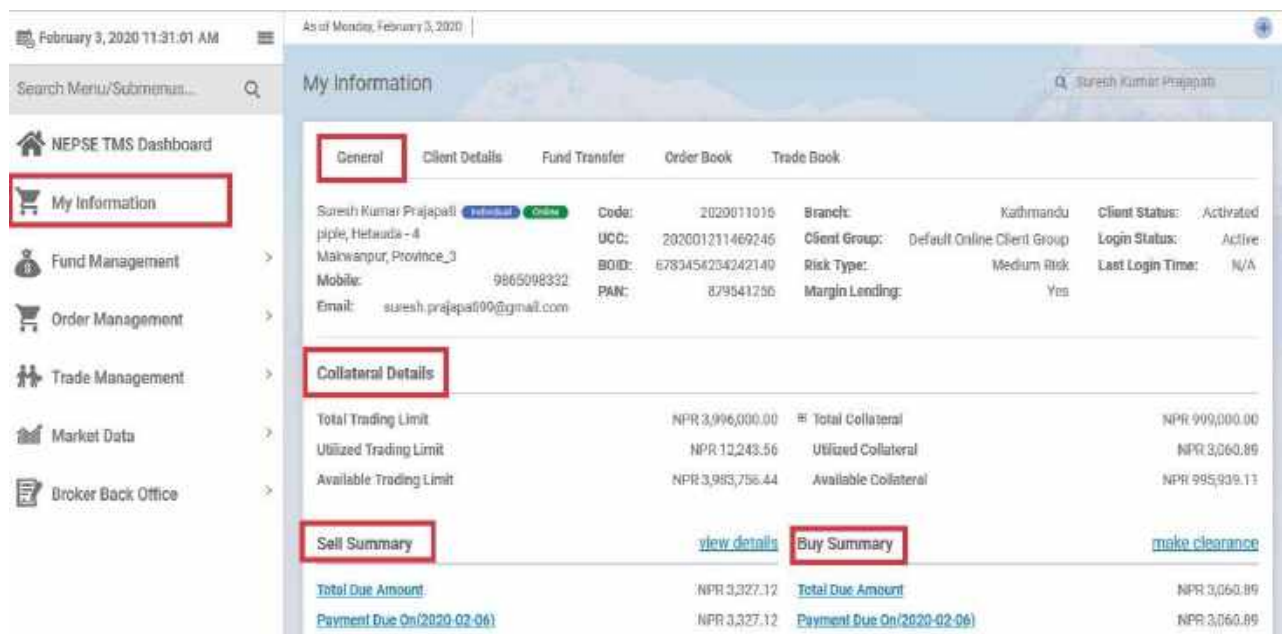


The screenshot shows the NEPSE TMS Dashboard. The top navigation bar includes the NEPSE logo, system name, and various market indicators like SENSEX and active sessions. The main content area is divided into several sections: a search bar, a sidebar menu with options like 'My Information', 'Fund Management', 'Order Management', 'Trade Management', 'Market Data', 'Market Watch', and 'Market Depth', and a central market data section. The market data section includes a 'CONTINUOUS' tab, a table for 'TOP 5 BUY' and 'TOP 5 SELL', and an 'Order Book' table. The 'Order Book' table shows a single order with the following details:

S.N.	ACTION	STATUS	SYMBOL	TYPE	QTY	PRICE(NPR)
1	BUY	OPEN	ALICLP	Buy	200	264.00

5 My Information

- User can view complete details on My Information. Navigate to My Information.
- My information has 5 tabs with varying information.
- In General tab, you can view individual details with collateral and settlement details.



The screenshot shows the 'My Information' page. The 'General' tab is selected, displaying client details for Suresh Kumar Prajapati. The 'Collateral Details' section shows trading and collateral limits. The 'Buy Summary' section shows due amounts and payment due dates.

Category	Value	Category	Value
Total Trading Limit	NPR 3,996,000.00	Total Collateral	NPR 999,000.00
Utilized Trading Limit	NPR 12,243.56	Utilized Collateral	NPR 3,060.89
Available Trading Limit	NPR 3,983,756.44	Available Collateral	NPR 995,939.11

Category	Value	Category	Value
Total Due Amount	NPR 3,327.12	Total Due Amount	NPR 3,060.89
Payment Due On(2020-02-06)	NPR 3,327.12	Payment Due On(2020-02-06)	NPR 3,060.89

- In Collateral Details, you can view Total and Utilized Collateral with Trading Limit. To view complete collateral detail, click on "+" adjacent to Total Collateral.

February 3, 2020 11:04:13 AM

Search Menu/Submenus...

- NEPSE TMS Dashboard
- My Information
- Fund Management
- Order Management
- Trade Management
- Market Data
- Broker Back Office

General Client Details Fund Transfer Order Book Trade Book

Suresh Kumar Prajapati **Individual** **Online** Code: 2020011016 Branch: Kathmandu Client Status: Activated
 piple, Hetauda - 4 UCC: 202001211469246 Client Group: Default Online Client Group Login Status: Active
 Makwanpur, Province_3 BUID: 6783454234242149 Risk Type: Medium Risk Last Login Time: N/A
 Mobile: 9865098332 PAN: 879541256 Margin Lending: Yes
 Email: suresh.prajapati99@gmail.com

Collateral Details

Total Trading Limit	NPR 3,996,000.00	Total Collateral	NPR 999,000.00
Utilized Trading Limit	NPR 12,243.56	Cash Collateral	NPR 999,000.00
Available Trading Limit	NPR 3,983,756.44	Cheque Collateral	NPR 0.00
		Top Up	NPR 0.00
		Credit for sale	NPR 0.00
		Non-Cash Collateral	NPR 0.00
		Fund Transfer Amount	NPR 0.00
		Multiplication Factor	4
		Utilized Collateral	NPR 3,060.89
		Available Collateral	NPR 995,939.11

Note: Client's Total Collateral deposited multiplied by "Multiplication Factor" makes Total Trading Limit for respective client. Multiplication Factor is provided by respective Broker.

- In Sell Summary, you can view details of sell transactions with due amount to be settled. Click on "View Details" and you will be redirected to [Sell Settlement \(Pay-Out\)](#).

February 3, 2020 11:52:58 AM

As of Monday, February 3, 2020

Search Menu/Submenus...

- NEPSE TMS Dashboard
- My Information
- Fund Management
- Order Management
- Trade Management
- Market Data
- Broker Back Office

My Information

General Client Details Fund Transfer Order Book Trade Book

Suresh Kumar Prajapati **Individual** **Online** Code: 2020011016 Branch: Kathmandu Client Status: Activated
 piple, Hetauda - 4 UCC: 202001211469246 Client Group: Default Online Client Group Login Status: Active
 Makwanpur, Province_3 BUID: 6783454234242149 Risk Type: Medium Risk Last Login Time: N/A
 Mobile: 9865098332 PAN: 879541256 Margin Lending: Yes
 Email: suresh.prajapati99@gmail.com

Collateral Details

Total Trading Limit	NPR 3,996,000.00	Total Collateral	NPR 999,000.00
Utilized Trading Limit	NPR 12,243.56	Utilized Collateral	NPR 3,060.89
Available Trading Limit	NPR 3,983,756.44	Available Collateral	NPR 995,939.11

Sell Summary [view details](#) **Buy Summary** [make clearance](#)

Total Due Amount	NPR 3,327.12	Total Due Amount	NPR 3,060.89
Payment Due On(2020-02-06)	NPR 3,327.12	Payment Due On(2020-02-06)	NPR 3,060.89

- In Buy Summary, you can view details of Buy transaction with due amount and date for clearance. Click on "make clearance" and you will be redirected to [Buy Settlement \(Pay-In\)](#). Here, you can make payment for clearance.

February 3, 2020 11:59:07 AM As of Monday, February 3, 2020

Search Menu/Submenus... Q My Information Suresh Kumar Prajapati

[General](#) | [Client Details](#) | [Fund Transfer](#) | [Order Book](#) | [Trade Book](#)

Suresh Kumar Prajapati Online Offline **Code:** 2020011016 **Branch:** Kothimandu **Client Status:** Activated
 Pipile, Hetauda - 4 **UCC:** 202001211469246 **Client Group:** Default Online Client Group **Login Status:** Active
 Makwanpur, Province_3 **BOID:** 678345423402149 **Risk Type:** Medium Risk **Last Login Time:** N/A
Mobile: 9865098332 **PAN:** 879541256 **Margin Lending:** Yes
Email: suresh.prajapati89@gmail.com

Collateral Details

Total Trading Limit	NPR 3,996,000.00	Total Collateral	NPR 999,000.00
Utilized Trading Limit	NPR 12,243.56	Utilized Collateral	NPR 3,060.89
Available Trading Limit	NPR 3,983,756.44	Available Collateral	NPR 995,939.11

Sell Summary [view details](#) **Buy Summary** [make clearance](#)

Total Due Amount	NPR 3,327.12	Total Due Amount	NPR 3,060.89
Payment Due On(2020-02-06)	NPR 3,327.12	Payment Due On(2020-02-06)	NPR 3,060.89

- On Client Details tab, you can view your display image as well. Image should be uploaded on KYC for it to be displayed here.

NEPAL STOCK EXCHANGE Trade Management System

NEPSE: 1,203.45 (1.44/0.12%)
 SENSEX: 351.89 (0.91/0.19%)
 Active Sessions: CONTINUOUS (11:00:00 - 15:00:00)
 Turnover: 7,244,143
 Volume: 32,081

February 3, 2020 11:00:46 AM As of Monday, February 3, 2020

Search Menu/Submenus... Q My Information Prabin Acharya

[General](#) | [Client Details](#) | [Fund Transfer](#) | [Order Book](#) | [Trade Book](#)

Profile Details

Father's Name: Ram Acharya	Grand Father's Name: Hari Acharya
Mother's Name: Rama Acharya	Date of Birth: 1996-11-04
Gender: M	Nationality: Nepal
Citizenship Number: 23423	Citizenship Issued Place: Makwanpur
Citizenship Issued Date: 2016-08-03	Marital Status: Unmarried
Occupation: Business Person	Contact No.: 98347264376

Financial Details
NPR Above 10,00,000

Permanent Address
Pipile, Hetauda-4, Makwanpur, Province_3

Bank Details

Account Number: 99901030960001	Account Type: Current
Bank Name: Laxmi Bank Limited, Head Office	

Products

- Cash N Carry

Order Types

- Market
- Limit Order

- Order Book tab works as Daily order Book. You can view all kinds of order placed today. You can modify or cancel orders from here as well.

My Information Sahaj Kumar Neupane

General Client Details Fund Transfer **Order Book** Trade Book

Open **2** Completed **1**

Client Name / Code Symbol Cancel Orders (0) Export to Excel

Drag a column header and drop it here to group by that column

S.N	ACTION	STATUS	CLIENT	CLIENT NAME	SYMBOL	TYPE	QTY	TRADED QTY
1		OPEN	2020011...	Sahaj Kumar Neupane	JBBL	Buy	50	0
2		PARTIALLY TRADED	2020011...	Sahaj Kumar Neupane	AKPL	Buy	100	50

10 items per page

- All Trades done today are displayed here as well on Trade Book tab.

My Information Sahaj Kumar Neupane

General Client Details Fund Transfer Order Book **Trade Book**

Trade Book

Client Name / Code Symbol Export to Excel

Drag a column header and drop it here to group by that column

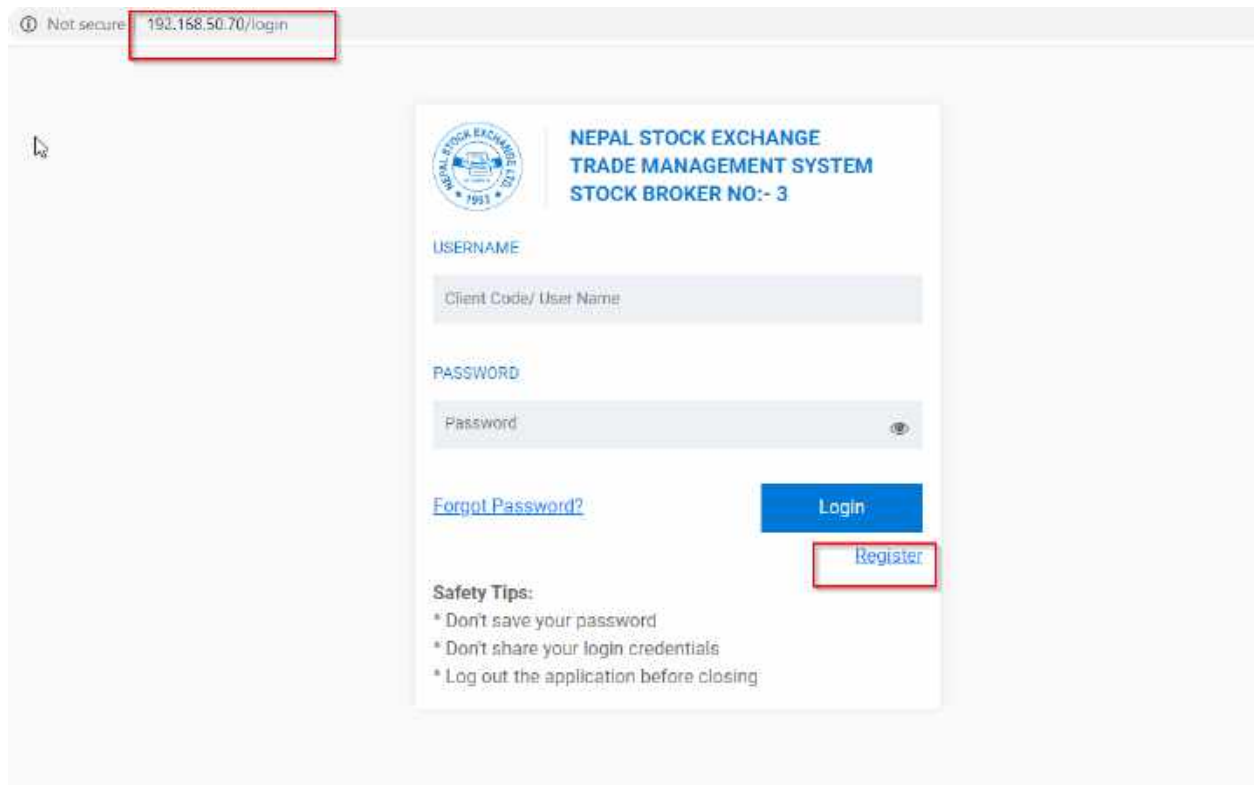
S.N	CONTRACT NO	CLIENT	CLIENT NAME	SYMBOL	TYPE	PRICE	QTY	VALUE	ORDER
1	2020012301000011	2020011017	Sahaj Kumar Neupane	AKPL	Buy	116.00	50	5,800.00	20200
2	2020012301000009	2020011017	Sahaj Kumar Neupane	UPPER	Buy	240.00	100	24,000.00	20200

10 items per page

6 Online Client Creation

This section is to instruct users on the functionalities of Online Client Creation. It details step by step procedure of implemented functionalities of Client Creation.

- Go to the Respective Member Portal and Click on “Register” link provided on the screen



Not secure 192.168.50.70/login

NEPAL STOCK EXCHANGE
TRADE MANAGEMENT SYSTEM
STOCK BROKER NO:- 3

USERNAME
Client Code/ User Name

PASSWORD
Password

[Forgot Password?](#) [Login](#) [Register](#)

Safety Tips:


- * Don't save your password
- * Don't share your login credentials
- * Log out the application before closing

Fig 3.1: Login Screen showing Register

NOTE: - 192.168.50.70/login is a sample URL.

6.1 Individual Client Type

- Fill all the required form. (* symbol indicates mandatory).
- Fill in General details.



**NEPAL STOCK EXCHANGE
TRADE MANAGEMENT SYSTEM
STOCK BROKER NO:- 3**

Online Registration Form

1
General Details

2
Individual Details

3
Address Details

4
Bank Details

5
Product Details

General Details:


CLIENT TYPE	ONLINE/OFFLINE *
<input style="border: 2px solid red;" type="text" value="Individual"/>	<input checked="" type="radio"/> ONLINE
MEMBER BRANCH *	MOBILE NUMBER *
<input type="text" value="Kathmandu"/>	<input type="text" value="9841000000"/>
PAN NUMBER	EMAIL *
<input type="text" value="PAN Number"/>	<input type="text" value="abc@ebc.com"/>

[Next](#)

[Submit application](#)
[Cancel](#)

Fig 3.1.1: General Details Creation

- Fill the individual details.



**NEPAL STOCK EXCHANGE
TRADE MANAGEMENT SYSTEM
STOCK BROKER NO:- 3**

Online Registration Form

1
General Details

2
Individual Details

3
Address Details

4
Bank Details

5
Product Details

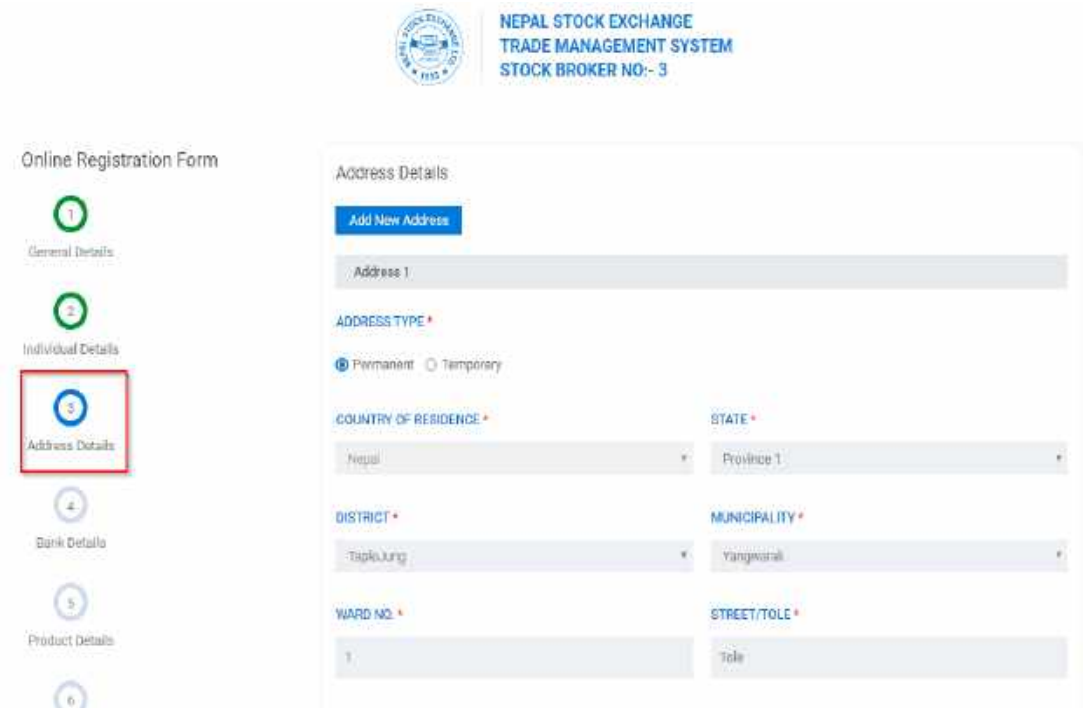
6

Individual Details

FIRST NAME *	MIDDLE NAME
<input type="text" value="First"/>	<input type="text" value="Middle Name"/>
LAST NAME *	DATE OF BIRTH *
<input type="text" value="Last"/>	<input type="text" value="02/04/1997"/>
GENDER *	FATHER'S NAME *
<input type="text" value="Female"/>	<input type="text" value="Father"/>
MOTHER'S NAME *	GRANDFATHER'S NAME *
<input type="text" value="Mother"/>	<input type="text" value="GrandFather"/>
IS NRN ? *	IS MINOR ? *
<input type="radio"/> YES <input checked="" type="radio"/> NO	<input type="radio"/> YES <input checked="" type="radio"/> NO

Fig 3.1.2: Individual Details

- Fill the address details.



NEPAL STOCK EXCHANGE
TRADE MANAGEMENT SYSTEM
STOCK BROKER NO:- 3

Online Registration Form

- General Details
- Individual Details
- Address Details**
- Bank Details
- Product Details
-

Address Details

[Add New Address](#)

Address 1

ADDRESS TYPE *

Permanent Temporary

COUNTRY OF RESIDENCE * STATE *

Nepal Province 1

DISTRICT * MUNICIPALITY *

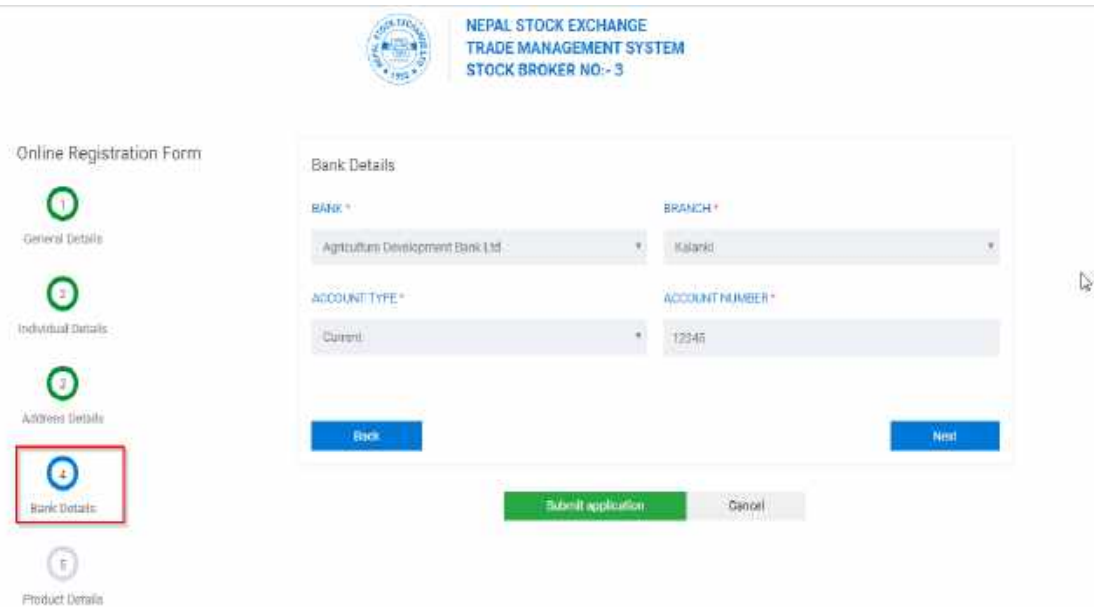
Taplejung Yangwarali

WARD NO. * STREET/TOLE *

1 Tole

Fig 3.1.3: Address Details

- Fill in Bank Details.



NEPAL STOCK EXCHANGE
TRADE MANAGEMENT SYSTEM
STOCK BROKER NO:- 3

Online Registration Form

- General Details
- Individual Details
- Address Details
- Bank Details**
- Product Details
-

Bank Details

BANK * BRANCH *

Agriculture Development Bank Ltd. Kalanki

ACCOUNT TYPE * ACCOUNT NUMBER *

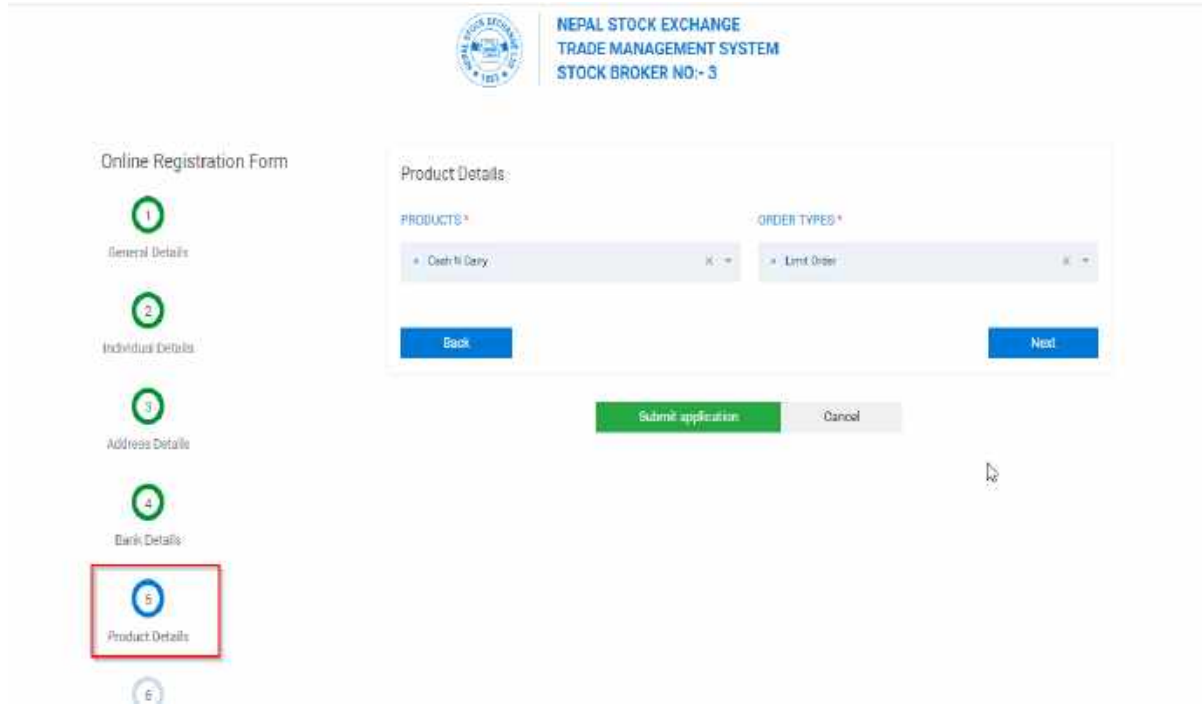
Current 12345

[Back](#) [Next](#)

[Submit application](#) [Cancel](#)

Fig: 3.1.4 Bank Details

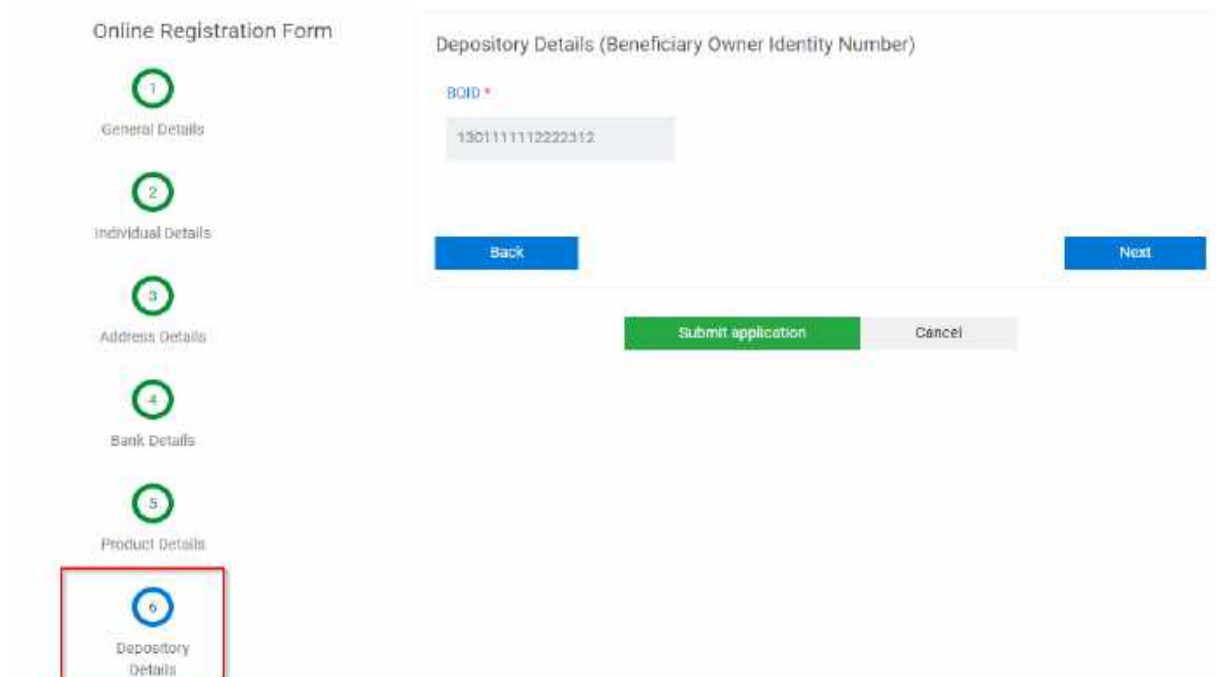
- Fill in Product Details.



The screenshot shows the 'Online Registration Form' with a progress indicator on the left. The steps are: 1. General Details, 2. Individual Details, 3. Address Details, 4. Bank Details, 5. Product Details (highlighted with a red box), and 6. Depository Details. The main form area is titled 'Product Details' and contains two dropdown menus: 'PRODUCTS *' with 'Cash/Hi Carry' selected and 'ORDER TYPES *' with 'Limit Order' selected. Below these are 'Back' and 'Next' buttons. At the bottom of the form are 'Submit application' and 'Cancel' buttons.

Fig: 3.1.5 Product Details Creation

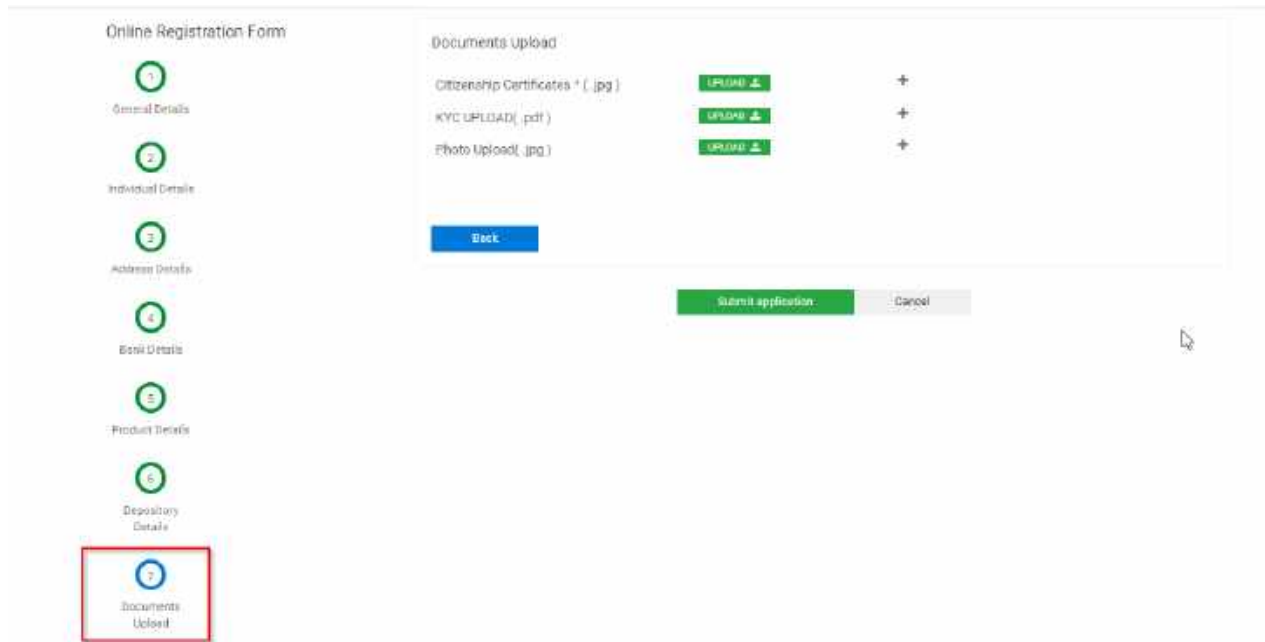
- Fill in Depository Details.
- BOID must be of 16 digits and must be unique from other client.



The screenshot shows the 'Online Registration Form' with a progress indicator on the left. The steps are: 1. General Details, 2. Individual Details, 3. Address Details, 4. Bank Details, 5. Product Details, and 6. Depository Details (highlighted with a red box). The main form area is titled 'Depository Details (Beneficiary Owner Identity Number)' and contains a text input field for 'BOID *' with the value '1301111112222312'. Below this are 'Back' and 'Next' buttons. At the bottom of the form are 'Submit application' and 'Cancel' buttons.

Fig: 3.1.6 Depository Details creation

- Upload required documents. User can upload multiple documents for same document type by clicking on Add symbol and remove existing upload by clicking on Cross symbol.

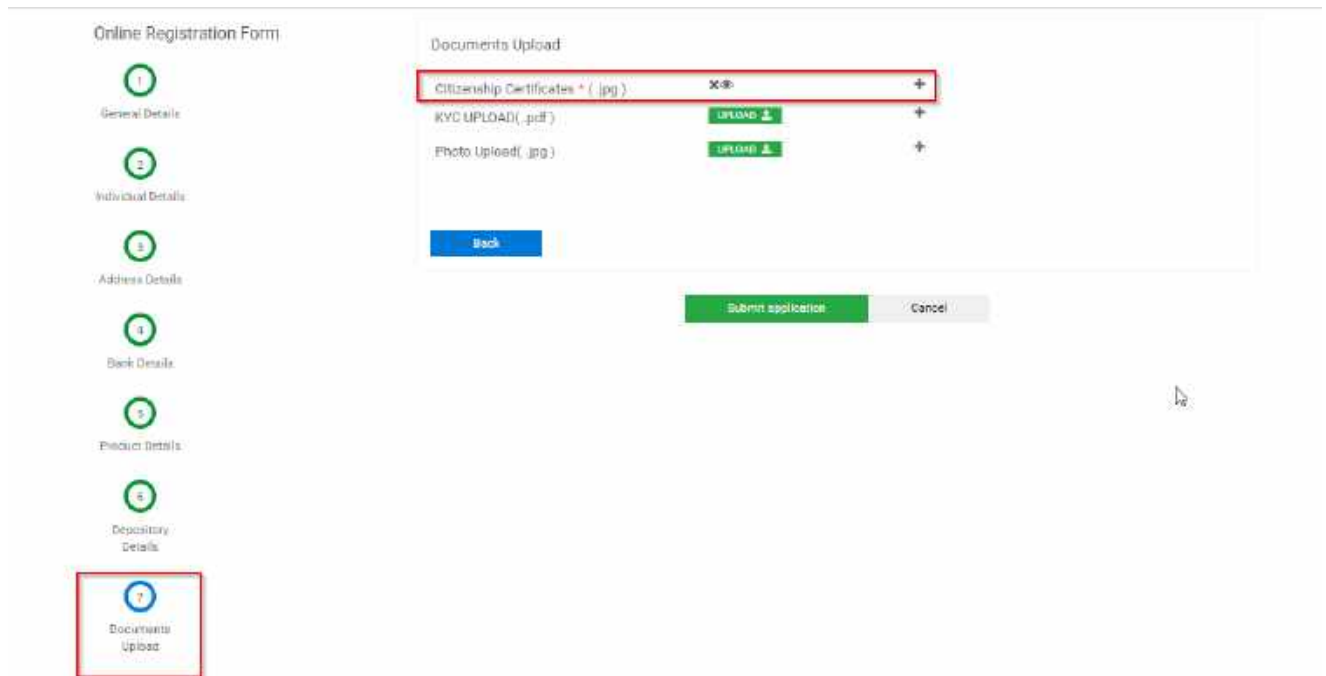


The screenshot shows the 'Online Registration Form' with a sidebar menu on the left containing steps 1 through 7. Step 7, 'Documents Upload', is highlighted with a red box. The main content area is titled 'Documents Upload' and contains a table with three rows:

Document Type	Upload Action	Add/Remove
Citizenship Certificates * (.jpg)	UPLOAD	+
KYC UPLOAD(.pdf)	UPLOAD	+
Photo Upload(.jpg)	UPLOAD	+

Below the table is a 'Back' button and a 'Submit application' button. A 'Cancel' button is also visible at the bottom right.

Fig. 3.1.7 Before uploading required documents.



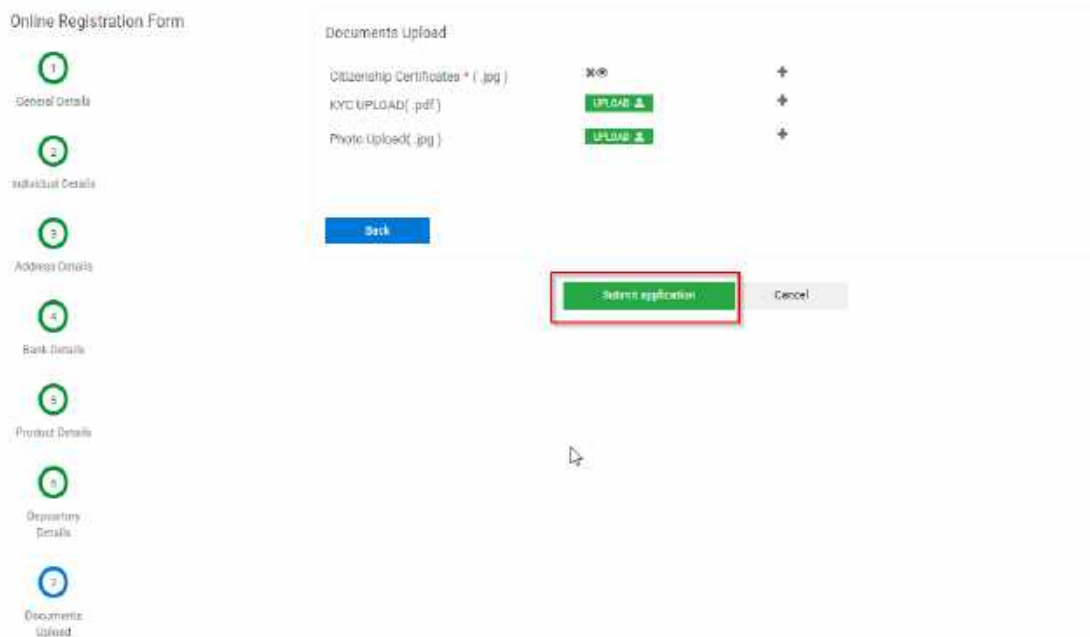
The screenshot shows the 'Online Registration Form' with the same sidebar menu. Step 7, 'Documents Upload', is highlighted with a red box. The 'Documents Upload' section now shows three rows, with the first row highlighted by a red box:

Citizenship Certificates * (.jpg)	✕	+
KYC UPLOAD(.pdf)	UPLOAD	+
Photo Upload(.jpg)	UPLOAD	+

The 'Back' button and 'Submit application' button are still present.

Fig. 3.1.8 Document upload

- Click on Submit to submit application for approval.



Online Registration Form

Documents Upload:

Citizenship Certificates * (.jpg)	✖	+
KYC UPLOAD(.pdf)	UPLOAD	+
Photo Upload(.jpg)	UPLOAD	+

Back

Submit application Cancel

1 General Details

2 Individual Details

3 Address Details

4 Bank Details

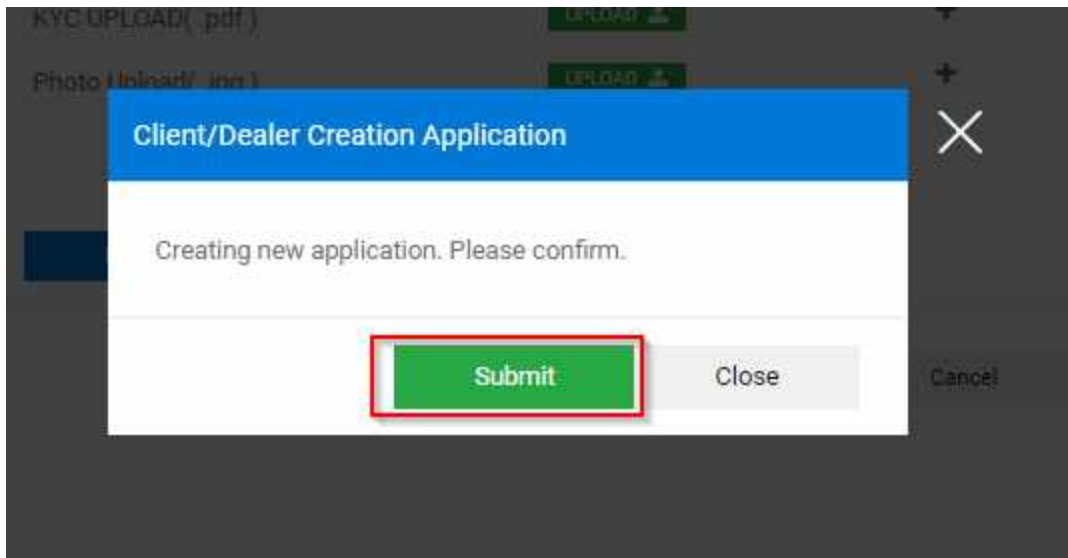
5 Product Details

6 Depository Details

7 Documents Upload

Fig. 3.1.9 Submit Application

- After submitting application, click on “Submit”



Client/Dealer Creation Application

Creating new application. Please confirm.

Submit Close Cancel

Fig 3.1.10: After Submitting Application

- Client Registration Success Message after Submitting Application

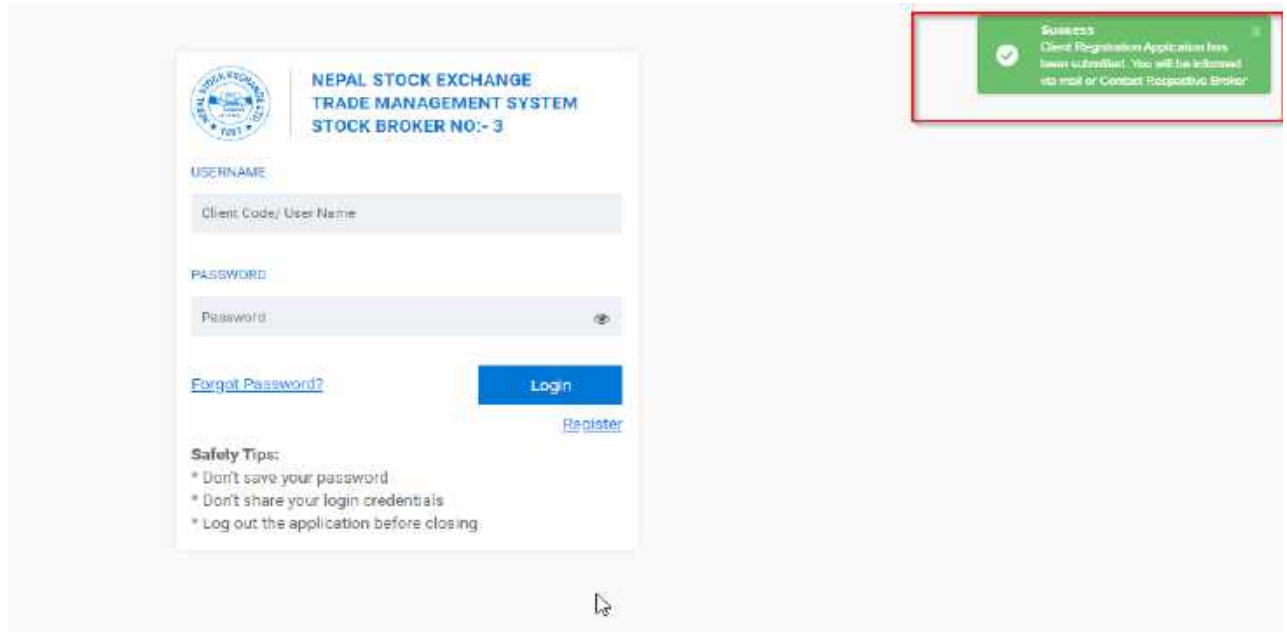
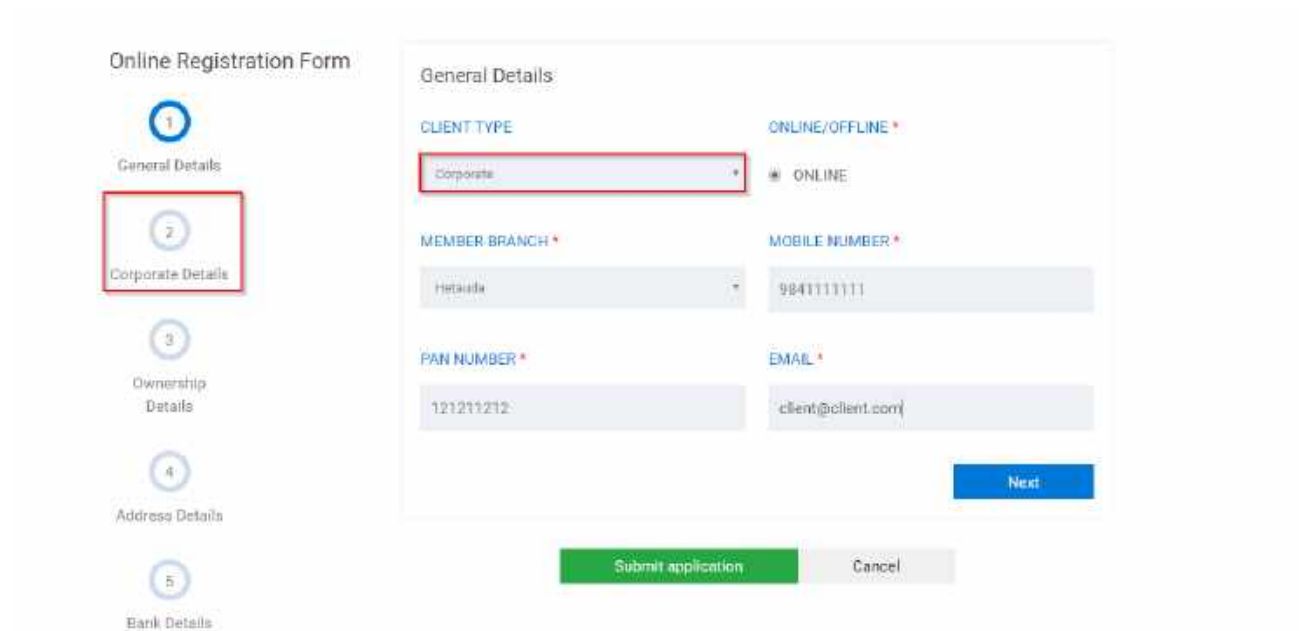


Fig 3.1.11: Client Registration Success

- The Broker will then approve the application and UCC request is sent to RMS via broker

6.2 Corporate Client Creation

- Select Client Type as Corporate.
- Fill all the General details.



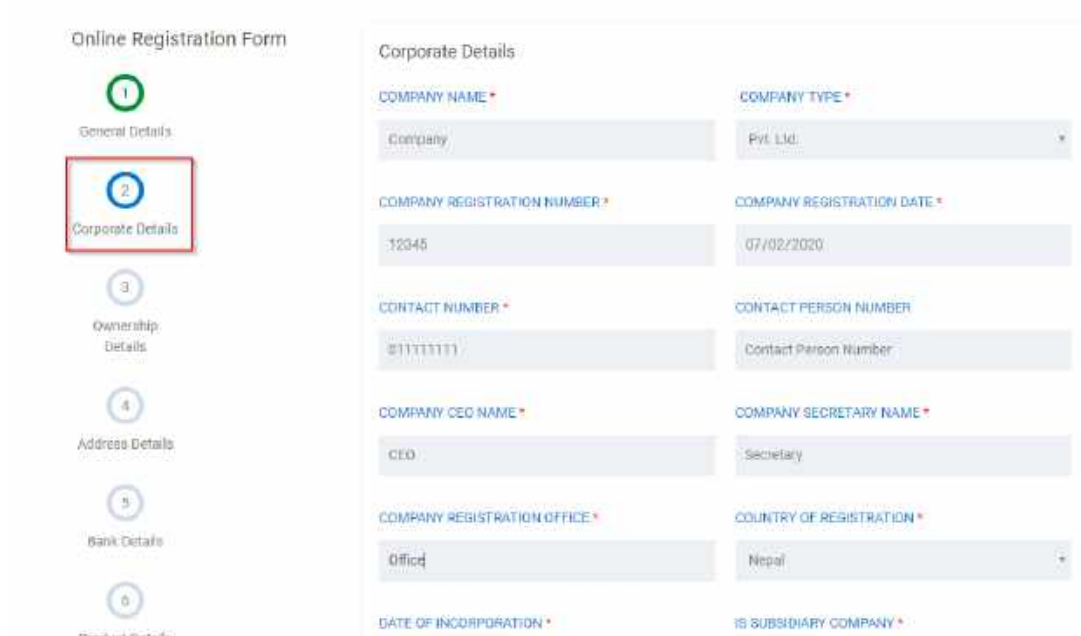
The screenshot displays the 'Online Registration Form' with a vertical navigation menu on the left and a main form area on the right. The navigation menu includes five steps: 1. General Details, 2. Corporate Details (highlighted with a red box), 3. Ownership Details, 4. Address Details, and 5. Bank Details. The main form area is titled 'General Details' and contains the following fields:

General Details:	
CLIENT TYPE	ONLINE/OFFLINE *
Corporate	ONLINE
MEMBER BRANCH *	MOBILE NUMBER *
Herada	9841111111
PAN NUMBER *	EMAIL *
121211212	client@client.com

At the bottom of the form, there are two buttons: 'Submit application' (green) and 'Cancel' (grey). A blue 'Next' button is also visible at the bottom right of the form area.

Fig: 3.2.1: General Details

- Fill the corporate details.

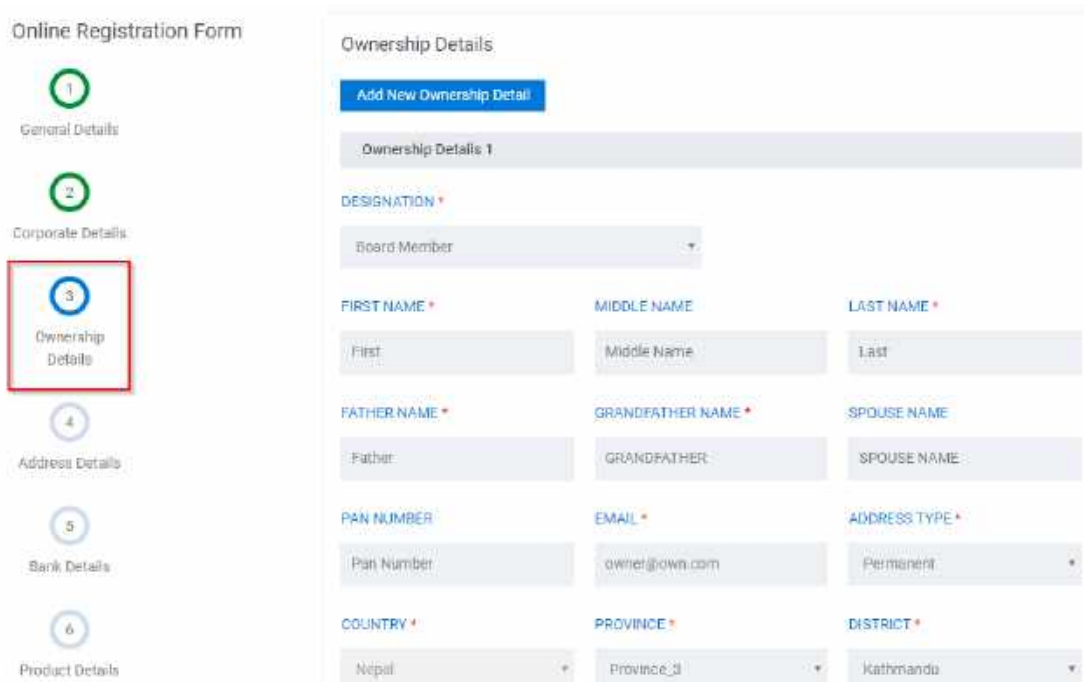


The screenshot shows the 'Online Registration Form' with a sidebar on the left containing six steps: 1. General Details, 2. Corporate Details (highlighted with a red box), 3. Ownership Details, 4. Address Details, 5. Bank Details, and 6. Product Details. The main form area is titled 'Corporate Details' and contains the following fields:

COMPANY NAME *	COMPANY TYPE *
Company	Pvt. Ltd.
COMPANY REGISTRATION NUMBER *	COMPANY REGISTRATION DATE *
12345	07/02/2020
CONTACT NUMBER *	CONTACT PERSON NUMBER
811111111	Contact Person Number
COMPANY CEO NAME *	COMPANY SECRETARY NAME *
CEO	Secretary
COMPANY REGISTRATION OFFICE *	COUNTRY OF REGISTRATION *
Office	Nepal
DATE OF INCORPORATION *	IS SUBSIDIARY COMPANY *

Fig: 3.2.2: Corporate Details

- Fill the ownership details.



The screenshot shows the 'Online Registration Form' with a sidebar on the left containing six steps: 1. General Details, 2. Corporate Details, 3. Ownership Details (highlighted with a red box), 4. Address Details, 5. Bank Details, and 6. Product Details. The main form area is titled 'Ownership Details' and contains the following fields:

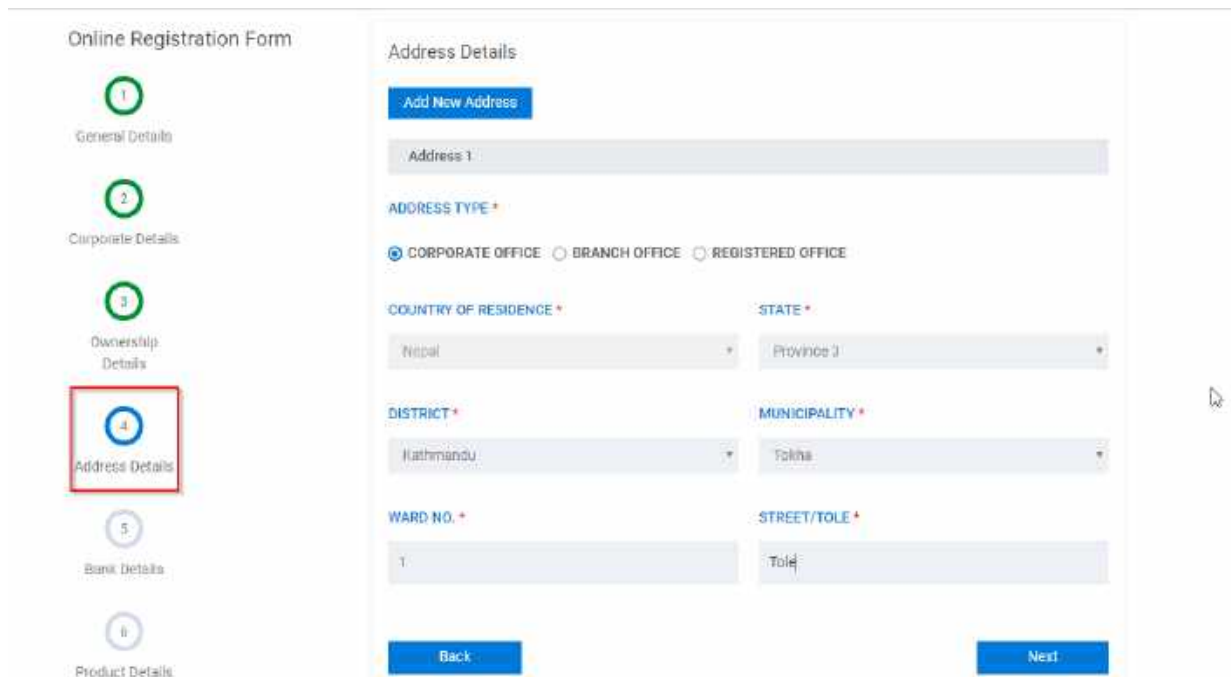
[Add New Ownership Detail](#)

Ownership Details 1

DESIGNATION *		
Board Member		
FIRST NAME *	MIDDLE NAME	LAST NAME *
First	Middle Name	Last
FATHER NAME *	GRANDFATHER NAME *	SPOUSE NAME
Father	GRANDFATHER	SPOUSE NAME
PAN NUMBER	EMAIL *	ADDRESS TYPE *
Pan Number	owner@own.com	Permanent
COUNTRY *	PROVINCE *	DISTRICT *
Nepal	Province_3	Kathmandu

Fig 3.2.3: Ownership details

- Fill the address details.



Online Registration Form

- 1 General Details
- 2 Corporate Details
- 3 Ownership Details
- 4 Address Details**
- 5 Bank Details
- 6 Product Details

Address Details

[Add New Address](#)

Address 1

ADDRESS TYPE *

CORPORATE OFFICE BRANCH OFFICE REGISTERED OFFICE

COUNTRY OF RESIDENCE * STATE *

Nepal Province 3

DISTRICT * MUNICIPALITY *

Bhaktmandu Solaha

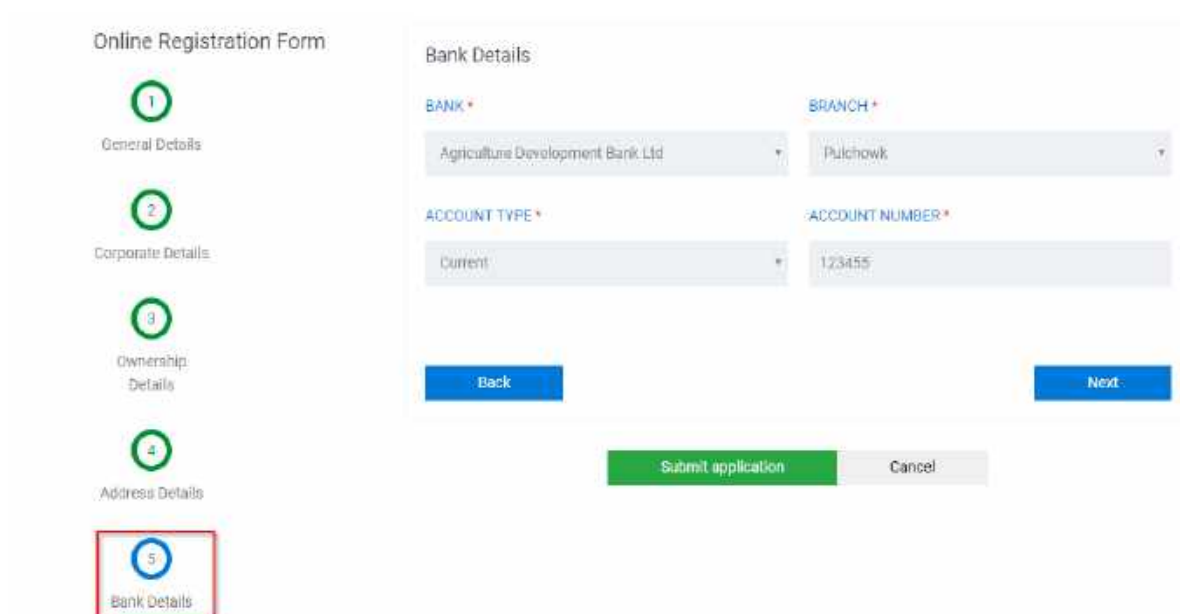
WARD NO. * STREET/TOLE *

1 Tole

[Back](#) [Next](#)

Fig 3.2.4: Address Details

- Fill the Bank details.



Online Registration Form

- 1 General Details
- 2 Corporate Details
- 3 Ownership Details
- 4 Address Details
- 5 Bank Details**
- 6 Product Details

Bank Details

BANK * BRANCH *

Agriculture Development Bank Ltd Pulchowk

ACCOUNT TYPE * ACCOUNT NUMBER *

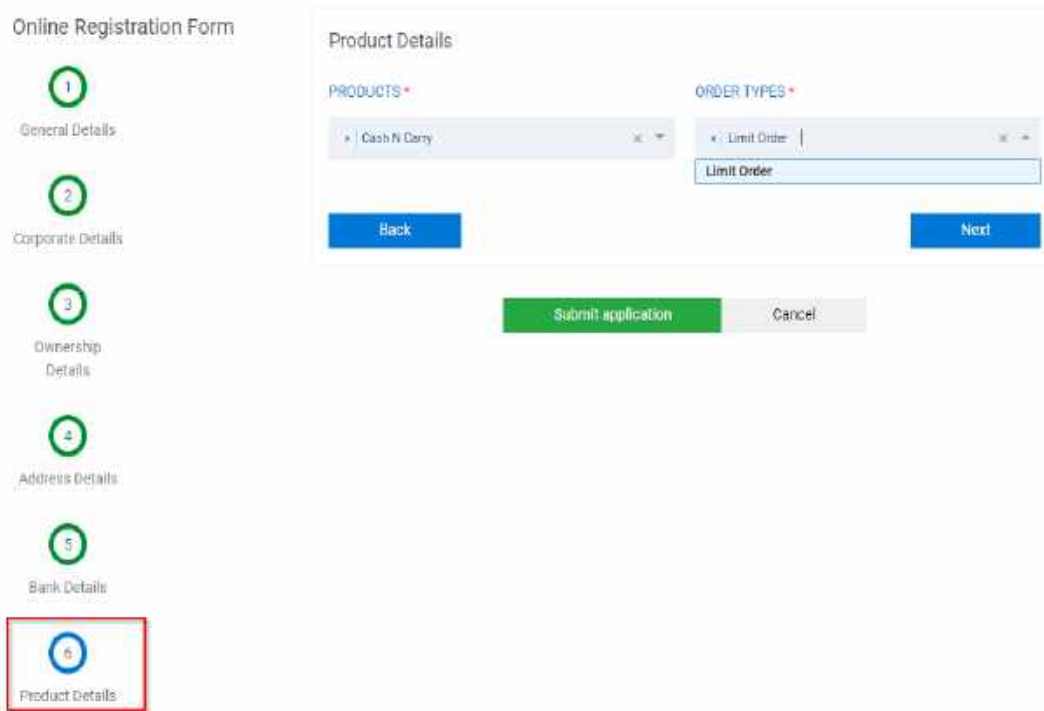
Current 123455

[Back](#) [Next](#)

[Submit application](#) [Cancel](#)

Fig 3.2.5: Bank Details

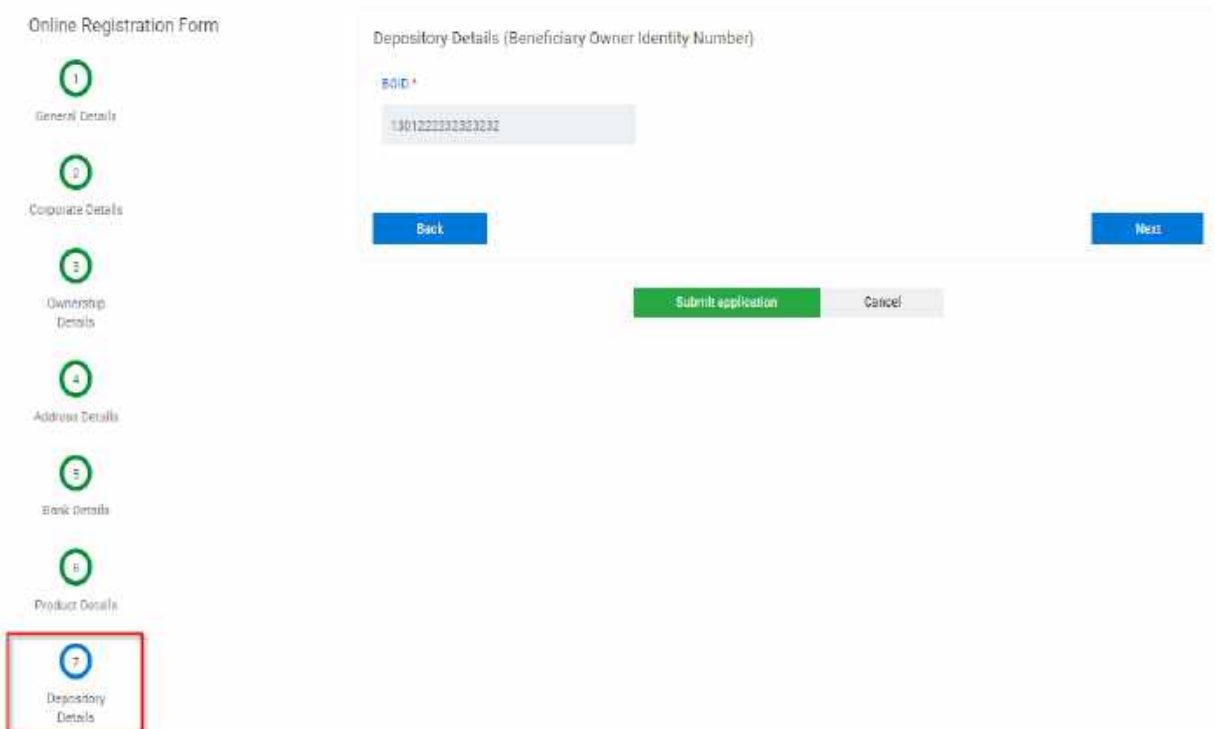
- Fill the Product details.



The screenshot shows the 'Online Registration Form' with a vertical navigation menu on the left. The menu items are: 1 General Details, 2 Corporate Details, 3 Ownership Details, 4 Address Details, 5 Bank Details, and 6 Product Details. The '6 Product Details' item is highlighted with a red box. The main content area is titled 'Product Details' and contains two dropdown menus: 'PRODUCTS' with 'Cash N Carry' selected, and 'ORDER TYPES' with 'Limit Order' selected. Below these are 'Back' and 'Next' buttons. At the bottom, there are 'Submit application' and 'Cancel' buttons.

Fig 3.2.6: Product Details

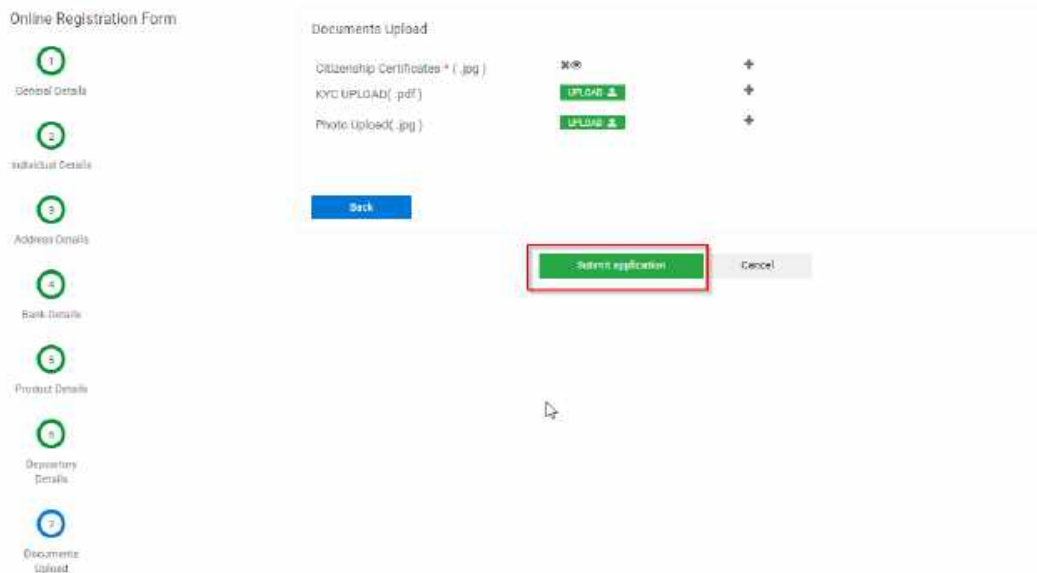
- Fill the depositary details.



The screenshot shows the 'Online Registration Form' with a vertical navigation menu on the left. The menu items are: 1 General Details, 2 Corporate Details, 3 Ownership Details, 4 Address Details, 5 Bank Details, 6 Product Details, and 7 Depository Details. The '7 Depository Details' item is highlighted with a red box. The main content area is titled 'Depository Details (Beneficiary Owner Identity Number)'. It contains a text input field labeled 'BOIN' with the value '1301222332303232'. Below this are 'Back' and 'Next' buttons. At the bottom, there are 'Submit application' and 'Cancel' buttons.

Fig 3.2.7: Depository Details

- Fill the documents upload.

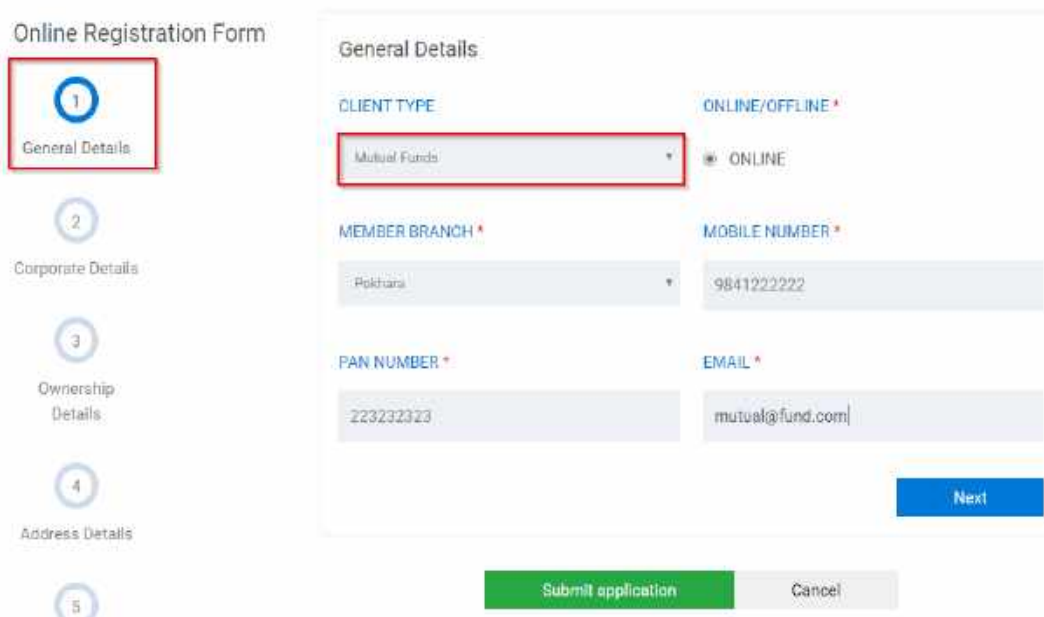


The screenshot shows the 'Documents Upload' section of the 'Online Registration Form'. On the left, a vertical progress bar indicates the current step is 'Documents Upload' (step 7), with previous steps like 'General Details', 'Individual Details', 'Address Details', 'Bank Details', 'Product Details', and 'Depository Details' marked as completed. The main area contains three document upload fields: 'Citizenship Certificate* (.jpg)', 'KYC Upload(.pdf)', and 'Photo Upload(.jpg)'. Each field has an 'UPLOAD' button with a paper plane icon. Below these fields is a blue 'Back' button and a green 'Submit application' button, which is highlighted with a red box. A grey 'Cancel' button is also visible to the right of the 'Submit application' button.

- Click on Submit to submit application for approval.
- The Broker will then approve the application and UCC request is sent to RMS via broker

6.3 Mutual Fund type client creation

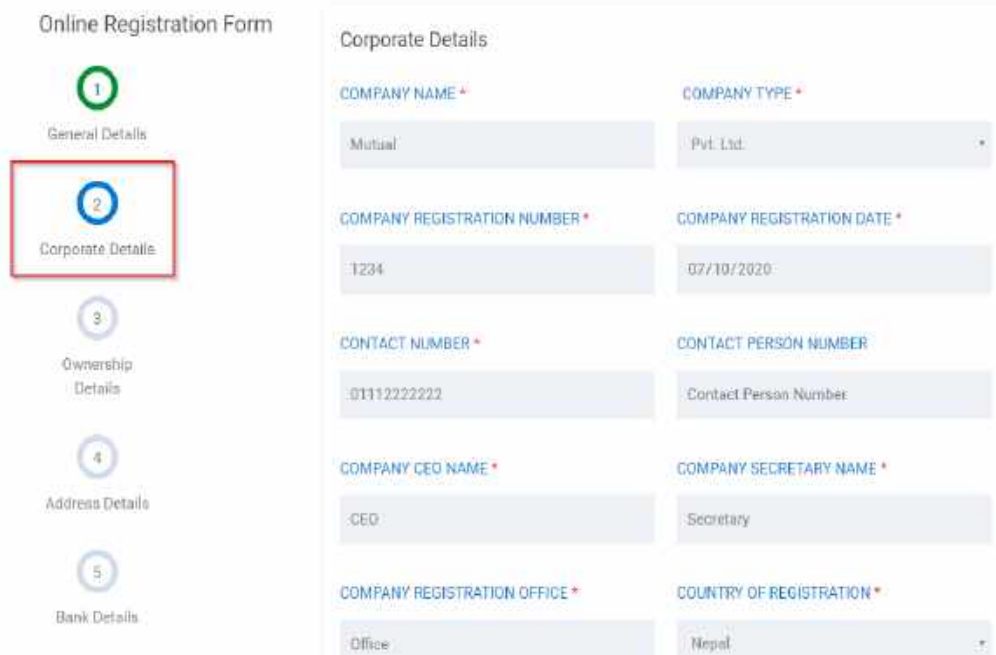
- Select Client Type as Mutual Fund.
- Fill all the General details.



The screenshot shows the 'General Details' step of the 'Online Registration Form'. The progress bar on the left highlights 'General Details' as the current step (step 1). The form fields are as follows: 'CLIENT TYPE' is a dropdown menu with 'Mutual Funds' selected and highlighted by a red box; 'MEMBER BRANCH' is a dropdown menu with 'Pokhara' selected; 'PAN NUMBER' is a text input field containing '223232323'; 'MOBILE NUMBER' is a text input field containing '9841222222'; and 'EMAIL' is a text input field containing 'mutual@fund.com'. There are 'ONLINE/OFFLINE' radio buttons, with 'ONLINE' selected. A blue 'Next' button is located at the bottom right of the form area. Below the form area, there is a green 'Submit application' button and a grey 'Cancel' button.

Fig 3.3.1: General Details

- Fill the corporate details.

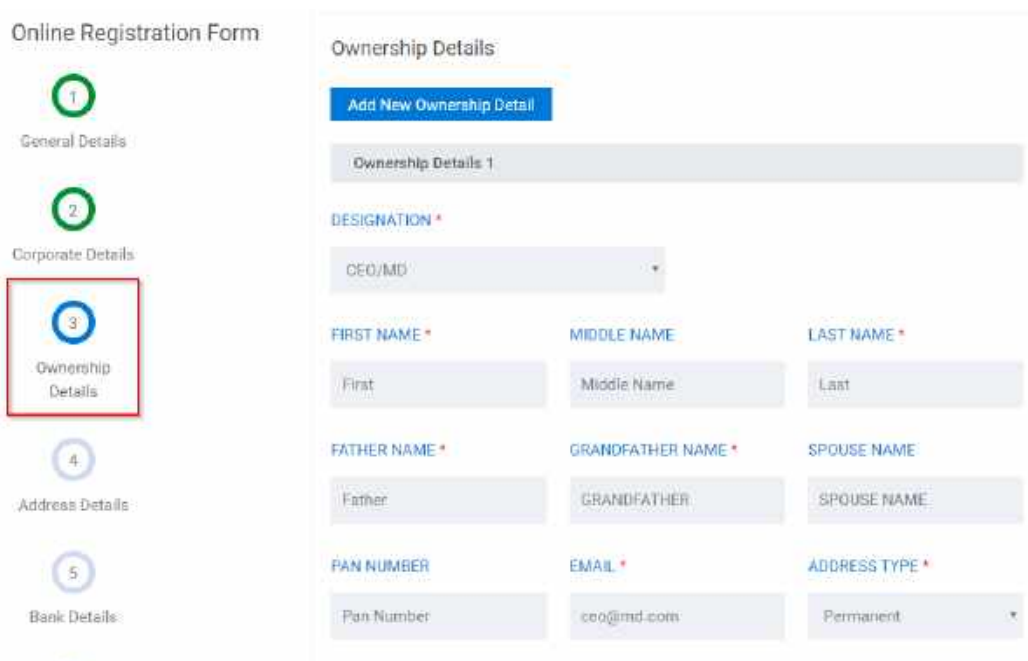


The screenshot shows the 'Online Registration Form' with five steps: 1. General Details, 2. Corporate Details (highlighted with a red box), 3. Ownership Details, 4. Address Details, and 5. Bank Details. The 'Corporate Details' section includes the following fields:

Corporate Details	
COMPANY NAME *	COMPANY TYPE *
Mutual	Pvt. Ltd.
COMPANY REGISTRATION NUMBER *	COMPANY REGISTRATION DATE *
1234	07/10/2020
CONTACT NUMBER *	CONTACT PERSON NUMBER
0112222222	Contact Person Number
COMPANY CEO NAME *	COMPANY SECRETARY NAME *
.CEO	Secretary
COMPANY REGISTRATION OFFICE *	COUNTRY OF REGISTRATION *
Office	Nepal

Fig 3.3.2: Corporate Details

- Fill the ownership details.



The screenshot shows the 'Online Registration Form' with five steps: 1. General Details, 2. Corporate Details, 3. Ownership Details (highlighted with a red box), 4. Address Details, and 5. Bank Details. The 'Ownership Details' section includes the following fields:

Ownership Details		
Add New Ownership Detail		
Ownership Details 1		
DESIGNATION *		
CEO/MD		
FIRST NAME *	MIDDLE NAME	LAST NAME *
First	Middle Name	Last
FATHER NAME *	GRANDFATHER NAME *	SPOUSE NAME
Father	GRANDFATHER	SPOUSE NAME
PAN NUMBER	EMAIL *	ADDRESS TYPE *
Pan-Number	ceo@md.com	Permanent

Fig 3.3.3: Ownership Details

- Fill the address details.

Online Registration Form

1
General Details

2
Corporate Details

3
Ownership Details

4
Address Details

Address Details

Add New Address

Address 1

ADDRESS TYPE *

CORPORATE OFFICE BRANCH OFFICE REGISTERED OFFICE

COUNTRY OF RESIDENCE * STATE *

Nepal Province 7

DISTRICT * MUNICIPALITY *

Aachham Mangalsen

Fig 3.3.4: Address Details

- Fill the Bank details.

Online Registration Form

1
General Details

2
Corporate Details

3
Ownership Details

4
Address Details

5
Bank Details

Bank Details

BANK * BRANCH *

Bank of Kathmandu Limited Birgunj Branch

ACCOUNT TYPE * ACCOUNT NUMBER *

Current 12345

Back Next

Submit application Cancel

Fig 3.3.5: Bank Details

- Fill the Product details.

Online Registration Form

- 1 General Details
- 2 Corporate Details
- 3 Ownership Details
- 4 Address Details
- 5 Bank Details
- 6 Product Details**

Product Details

PRODUCTS ▾ ORDER TYPES ▾

× / Cash N Carry × ▾ × / Limit Order × ▾

[Back](#) [Next](#)

[Submit application](#) [Cancel](#)

Fig 3.3.6: Product Details

- Fill the depository details.

Online Registration Form

- 1 General Details
- 2 Corporate Details
- 3 Ownership Details
- 4 Address Details
- 5 Bank Details
- 6 Product Details
- 7 Depository Details**

Depository Details (Beneficiary Owner Identity Number)

BOID *

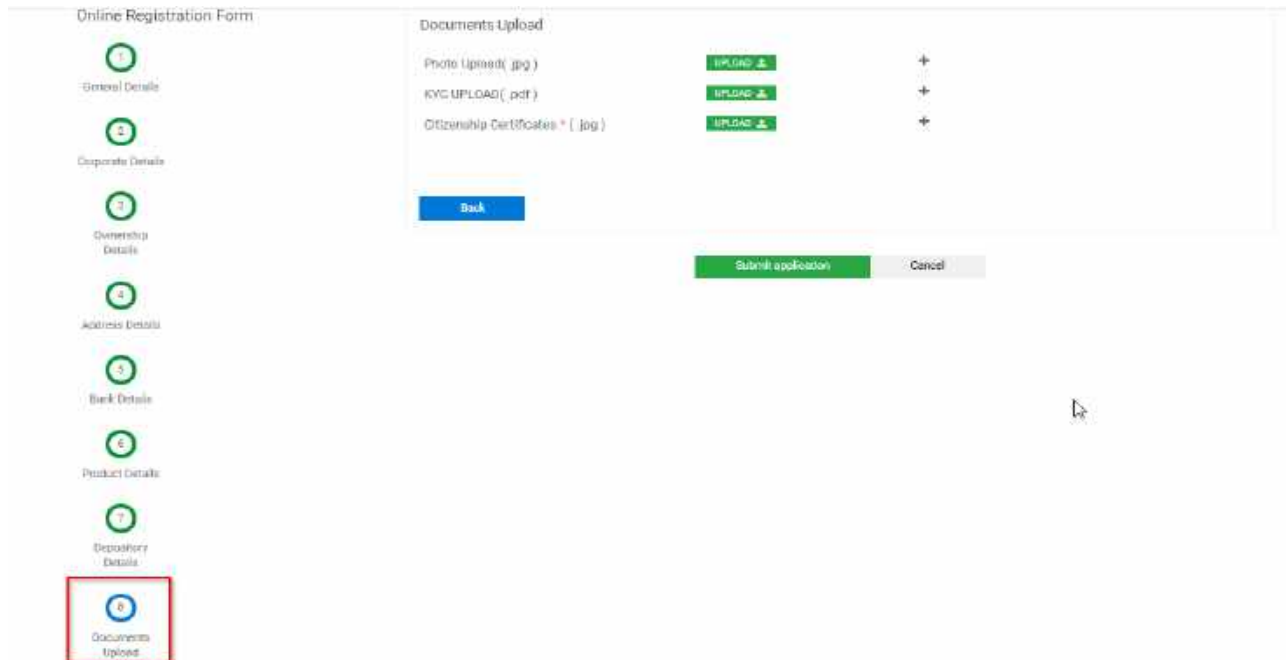
130132211323232

[Back](#) [Next](#)

[Submit application](#) [Cancel](#)

Fig 3.3.7: Depository Details

- Fill the documents upload.



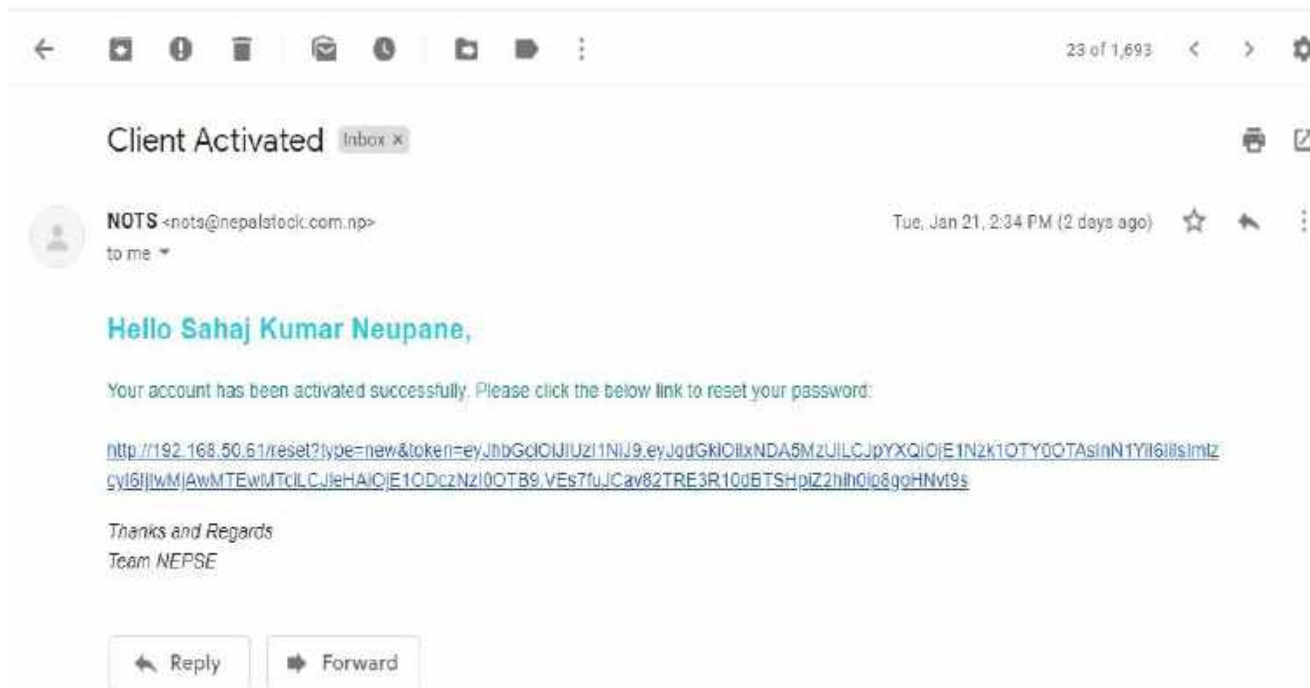
The screenshot displays the 'Online Registration Form' interface. On the left, a vertical navigation menu lists several steps: General Details, Corporate Details, Ownership Details, Address Details, Bank Details, Product Details, Depository Details, and Documents Upload. The 'Documents Upload' step is highlighted with a red box. The main content area is titled 'Documents Upload' and contains three rows of upload fields:

Document Type	Upload Button	Expand Icon
Photo Upload(.jpg)	UPLOAD	+
KYC UPLOAD(.pdf)	UPLOAD	+
Citizenship Certificate * (.jpg)	UPLOAD	+

Below the upload fields, there is a blue 'Back' button and a green 'Submit application' button, with a grey 'Cancel' button to its right.

Fig 3.3.8: Documents Upload

- Click on Submit to submit application for approval.
- The Broker will then approve the application and UCC request is sent to RMS via broker
- Once registered with the respective broker, you will receive a password create link. The password create link will be sent to your registered Email account.



7 Fund Management

One of the features of TMS is the banking integration using Nepal Clearing House Limited (NCHL). When the trade is done between clients, the bank account of brokers and clients can be in different banks, however the money needs to flow for trade settlement. This is where integration using NCHL was implemented.

7.1 Load Collateral

- Clients can load fund as part of Collateral. Navigate to Fund Management- > Collateral Management- > Load Collateral.

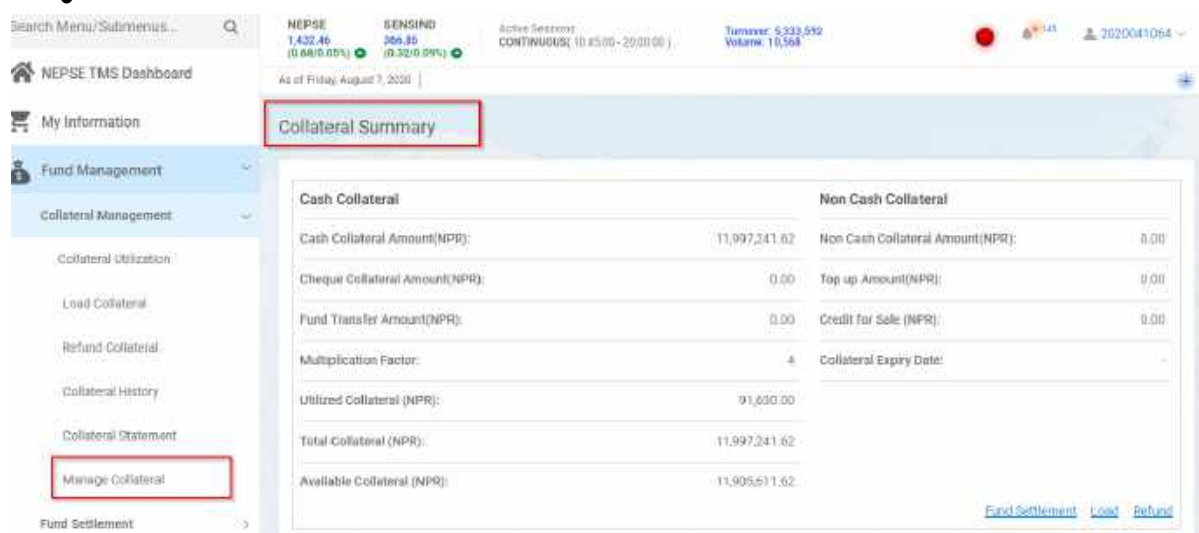


Fig: Collateral Summary of a user.

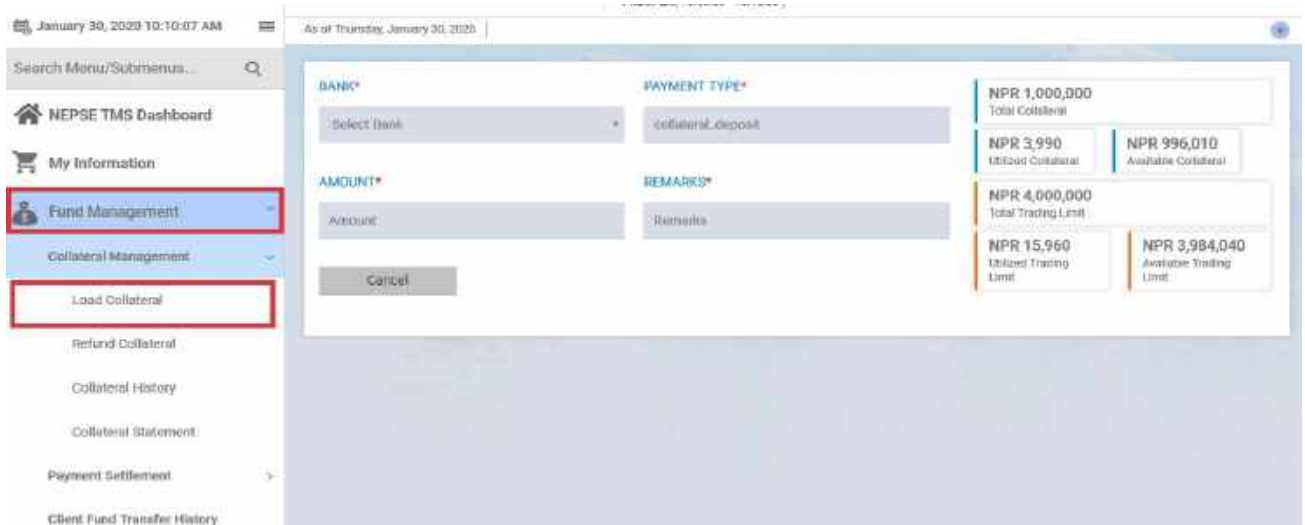
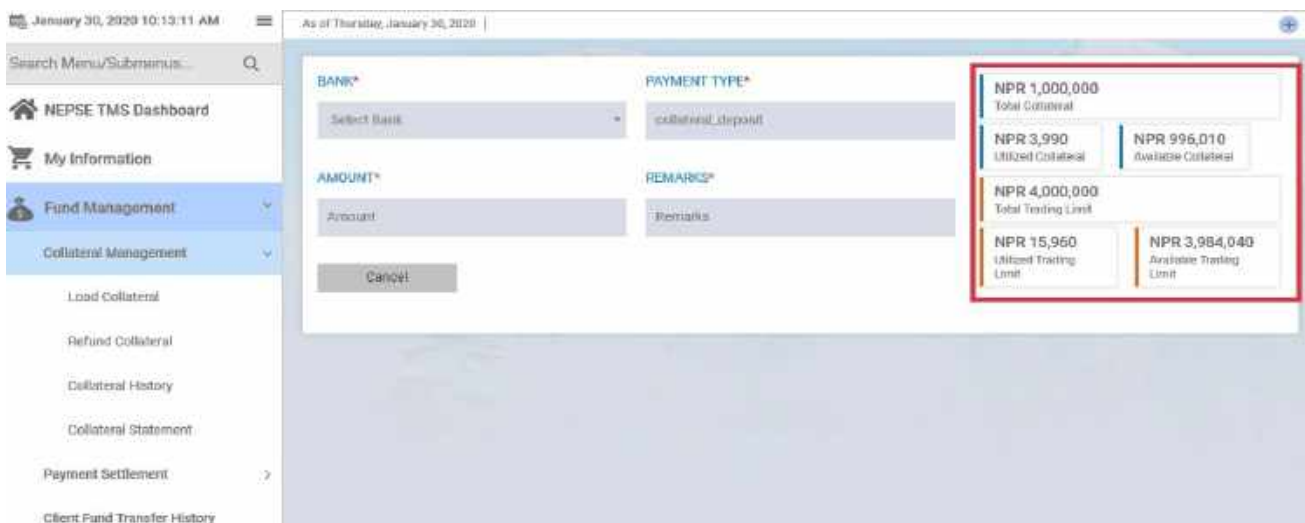


Fig: Load Collateral Screen

- You can view your existing collateral details on same screen as well.



- To load fund as part of collateral via NCHL, Select Bank as Connect IPS (CIPS), Payment type is Collateral deposit by default, enter amount and remarks. Click on Submit.

BANK* Connect IPS(CIPS)	PAYMENT TYPE* collateral_deposit	NPR 1,000,000 Total Collateral
AMOUNT* 1000	REMARKS* Collateral deposit	NPR 3,990 Utilized Collateral
Submit	Cancel	NPR 996,010 Available Collateral
		NPR 4,000,000 Total Trading Limit
		NPR 15,960 Utilized Trading Limit
		NPR 3,984,040 Available Trading Limit

- You will be then redirected to CIPS. Login using credentials provided by NCHL.



Phrase : Login

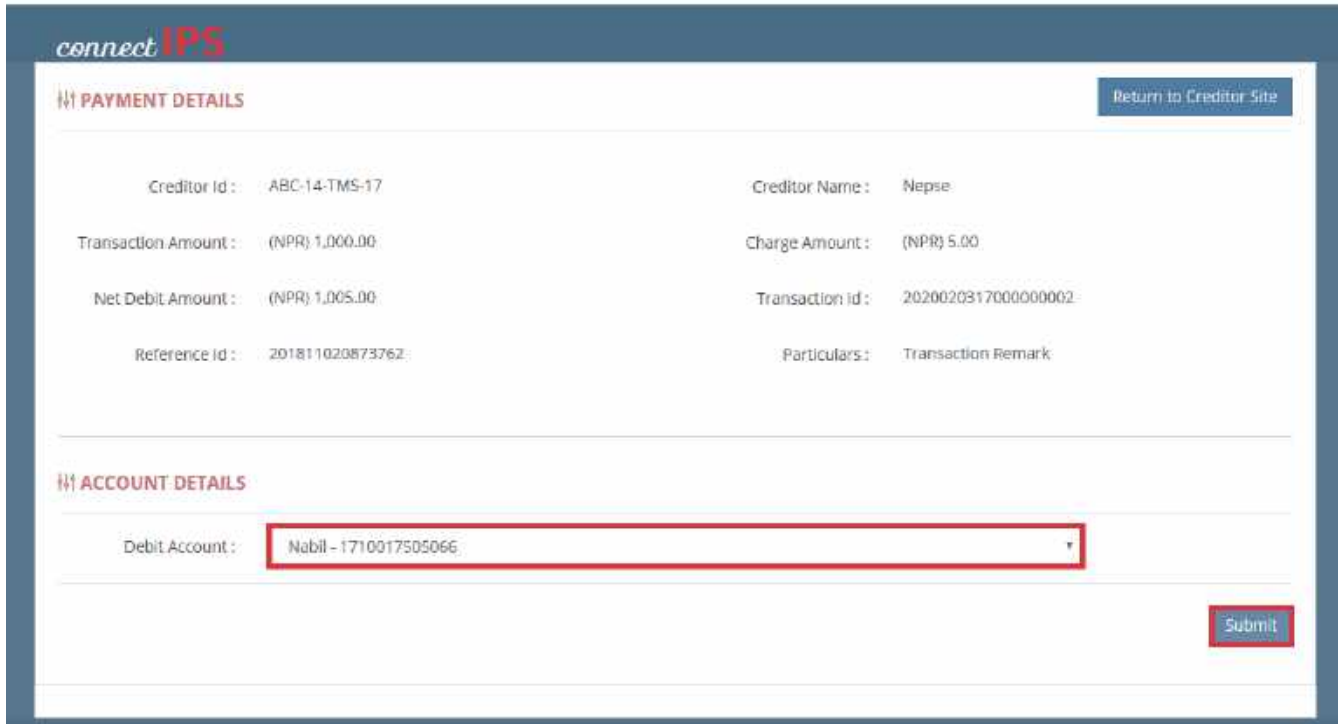
RAMESHBHUSAL

.....

Sign In

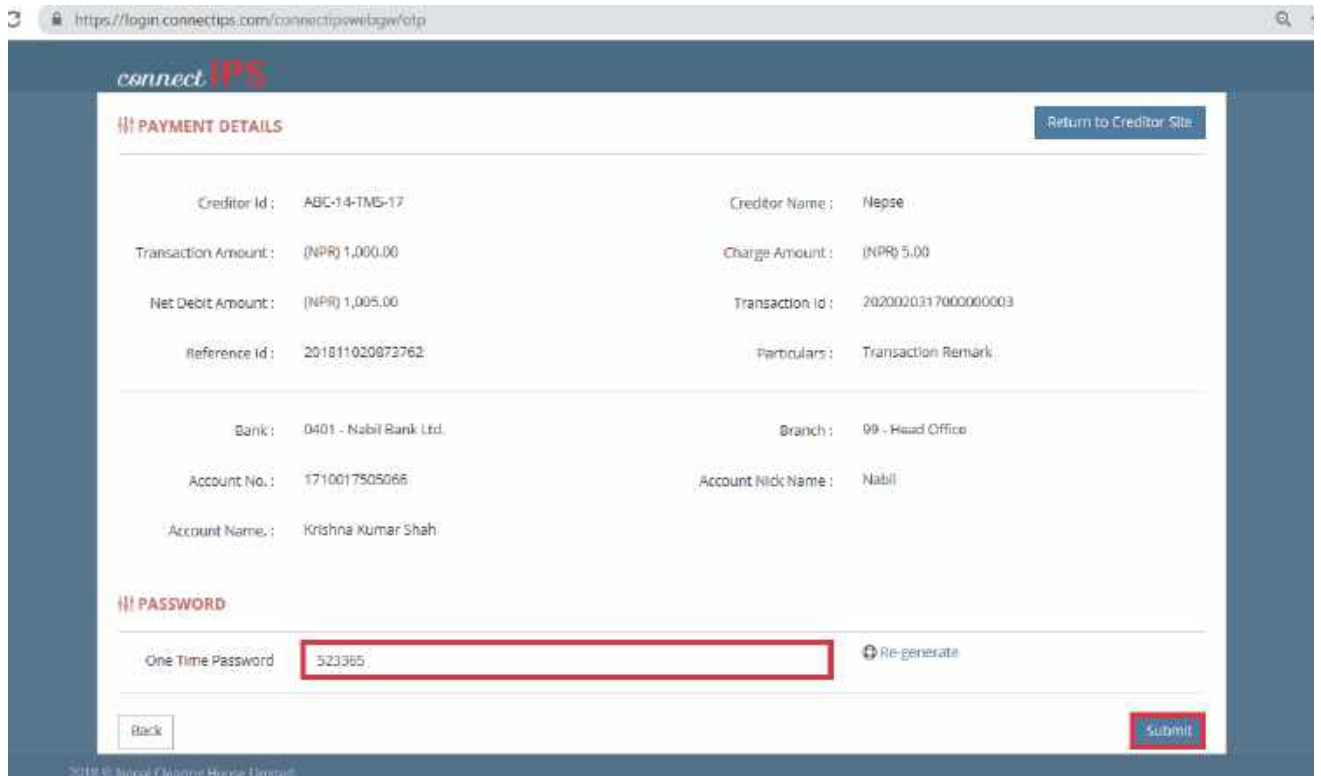
 By signing in, I confirm that the image and phrase displayed matches with my initial selection.

- Once logged in, Payment details and Account details are displayed. Select Account number from account details and click on Submit. If you wish to cancel transaction and return to TMS, Click on 'Return to Creditor Site' button at top right.



The screenshot displays the 'connect IPS' interface. It is divided into two main sections: 'PAYMENT DETAILS' and 'ACCOUNT DETAILS'. The 'PAYMENT DETAILS' section includes fields for Creditor Id (ABC-14-TMS-17), Creditor Name (Nepse), Transaction Amount (NPR) 1,000.00, Charge Amount (NPR) 5.00, Net Debit Amount (NPR) 1,005.00, Transaction id (2020020317000000002), Reference id (20181102087376Z), and Particulars (Transaction Remark). A 'Return to Creditor Site' button is located in the top right corner of this section. The 'ACCOUNT DETAILS' section features a 'Debit Account' dropdown menu with 'Nabil - 1710017505066' selected. A 'Submit' button is positioned at the bottom right of the interface.

- When Submitted, One Time Password (OTP) will be sent to registered Email and phone number. Enter OTP and Click on Submit. User will be directed to Creditor's site. User can re-generate OTP by clicking 'Re-generate' link.



connect IPS

Return to Creditor Site

PAYMENT DETAILS

Creditor Id :	ABC-14-TMS-17	Creditor Name :	Nepse
Transaction Amount :	(NPR) 1,000.00	Charge Amount :	(NPR) 5.00
Net Debit Amount :	(NPR) 1,005.00	Transaction Id :	2020020317000000003
Reference Id :	201811020873762	Particulars :	Transaction Remark

Bank :	0401 - Nabil Bank Ltd.	Branch :	09 - Head Office
Account No. :	1710017505066	Account Nick Name :	Nabil
Account Name. :	Krishna Kumar Shah		

PASSWORD

One Time Password [Re-generate](#)

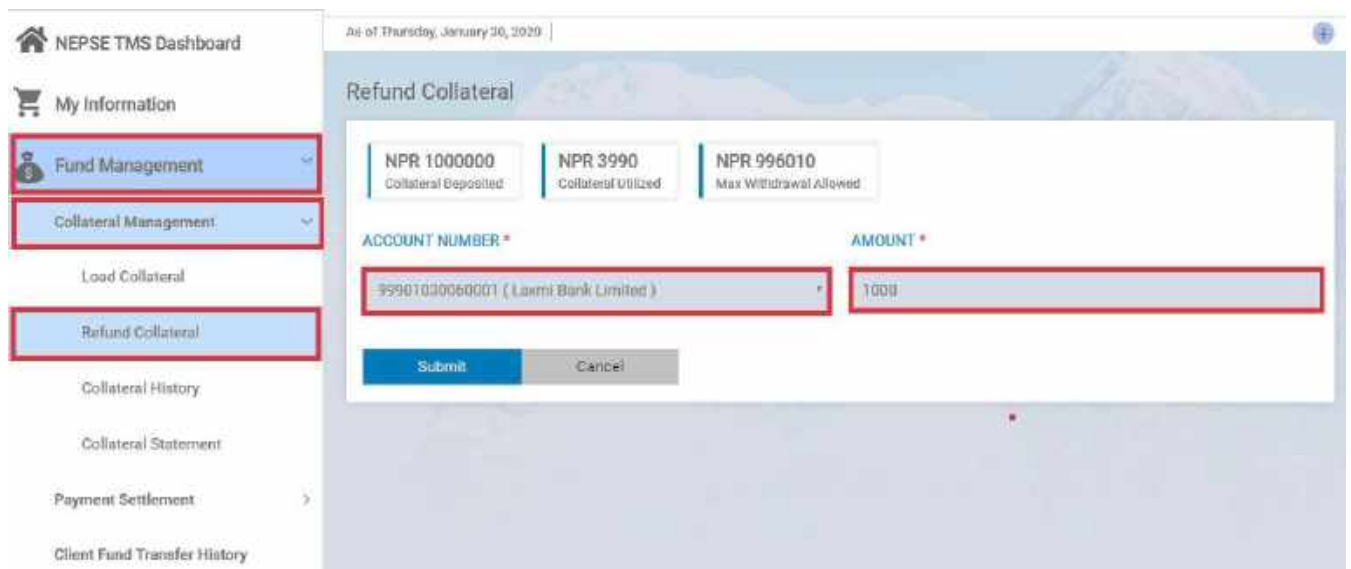
[Back](#) [Submit](#)

© 2018 YCO Private Limited. All Rights Reserved.

- Once submitted, navigate to Fund Management -> Client Fund Transfer History -> NCHL (tab) and check if a record is added for your transaction. You can monitor the status of your transaction here.

7.2 Refund Collateral

- Client can request for Collateral refund. Navigate to Fund Management -> Collateral Management -> Refund Collateral ->. Information regarding collateral deposited, utilized and collateral available is displayed at the top. Select the account for which the broker has to credit. Enter amount and click on submit.



NEPSE TMS Dashboard

My Information

Fund Management

Collateral Management

Load Collateral

Refund Collateral

Collateral History

Collateral Statement

Payment Settlement

Client Fund Transfer History

As of Thursday, January 30, 2020

Refund Collateral

NPR 1000000 Collateral Deposited	NPR 3990 Collateral Utilized	NPR 996010 Max Withdrawal Allowed
-------------------------------------	---------------------------------	--------------------------------------

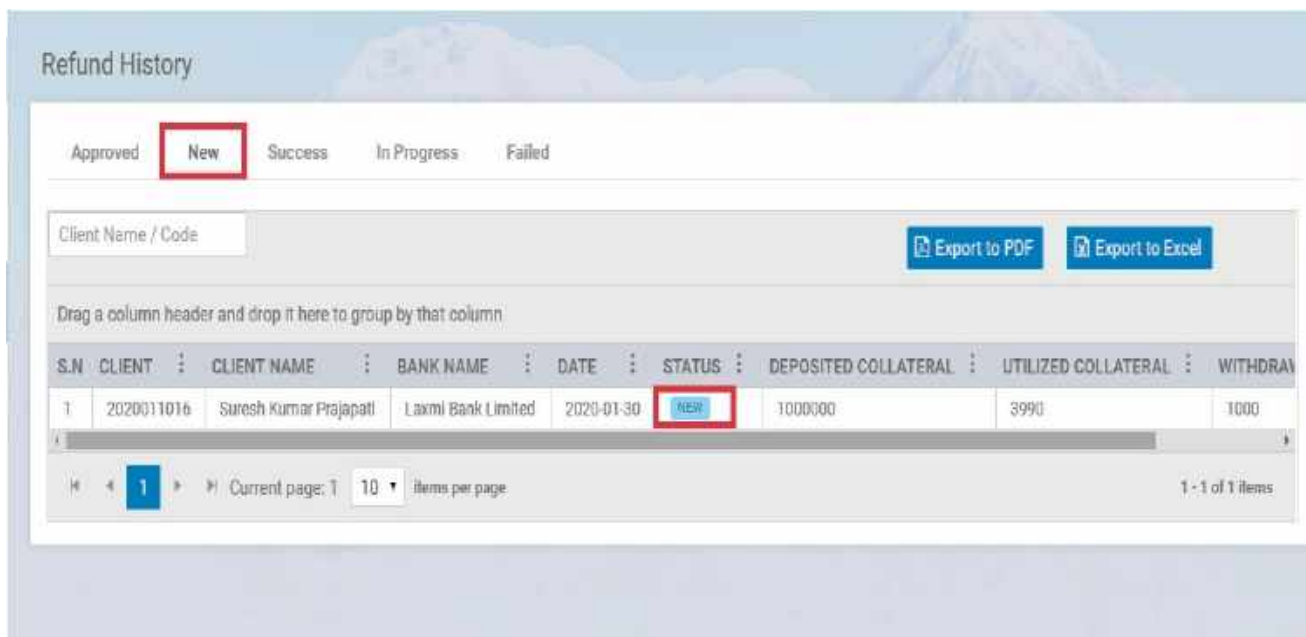
ACCOUNT NUMBER *

AMOUNT *

[Submit](#) [Cancel](#)

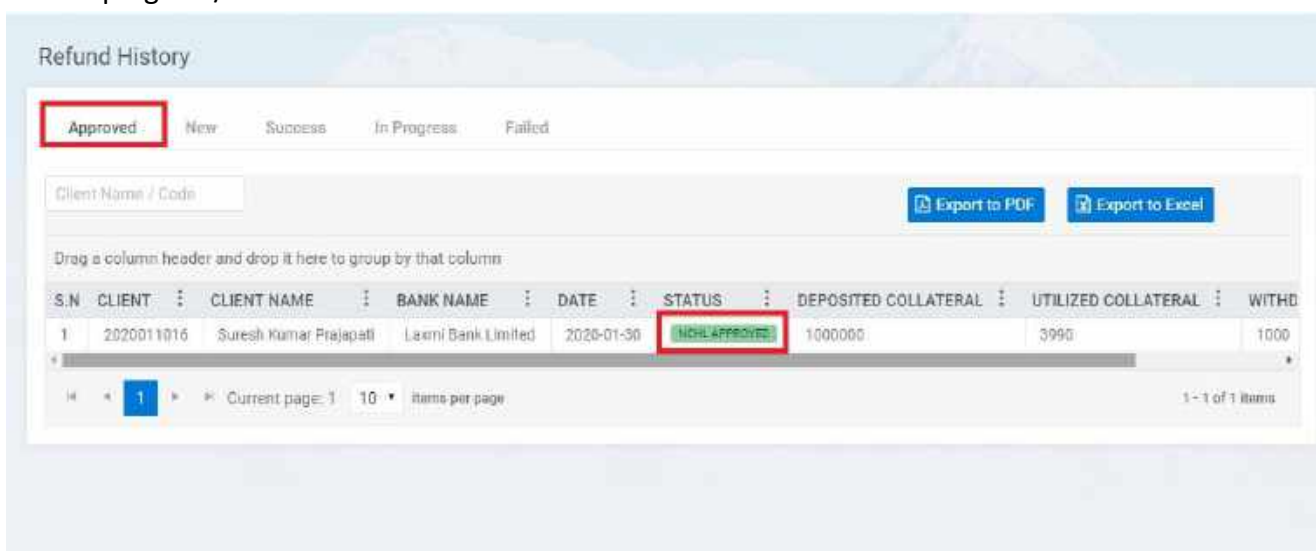
Note: Refund amount requested should be less than or equals to Max Withdrawal Allowed.

- Once submitted, navigate to Fund Management -> Collateral Management -> Collateral History. Go to New (tab) and check if a record is added for your withdrawal request. You can monitor the status of your request here.



The screenshot shows the 'Refund History' interface. At the top, there are tabs for 'Approved', 'New', 'Success', 'In Progress', and 'Failed'. The 'New' tab is selected and highlighted with a red box. Below the tabs is a search bar for 'Client Name / Code' and two buttons: 'Export to PDF' and 'Export to Excel'. A message says 'Drag a column header and drop it here to group by that column'. Below this is a table with the following columns: S.N, CLIENT, CLIENT NAME, BANK NAME, DATE, STATUS, DEPOSITED COLLATERAL, UTILIZED COLLATERAL, and WITHDRAWN. The first row of data is: 1, 2020011016, Suresh Kumar Prajapati, Laxmi Bank Limited, 2020-01-30, NEW (highlighted with a red box), 1000000, 3990, and 1000. At the bottom, there is a pagination control showing 'Current page: 1' and '10 items per page', and '1 - 1 of 1 items'.

- Once the refund request is submitted, it will be approved and delivered from Broker's end. You can monitor the status of your request with Approved/Success/In-progress/Failed tabs.



The screenshot shows the 'Refund History' interface. At the top, there are tabs for 'Approved', 'New', 'Success', 'In Progress', and 'Failed'. The 'Approved' tab is selected and highlighted with a red box. Below the tabs is a search bar for 'Client Name / Code' and two buttons: 'Export to PDF' and 'Export to Excel'. A message says 'Drag a column header and drop it here to group by that column'. Below this is a table with the following columns: S.N, CLIENT, CLIENT NAME, BANK NAME, DATE, STATUS, DEPOSITED COLLATERAL, UTILIZED COLLATERAL, and WITHDRAWN. The first row of data is: 1, 2020011016, Suresh Kumar Prajapati, Laxmi Bank Limited, 2020-01-30, INCL-APPROVED (highlighted with a red box), 1000000, 3990, and 1000. At the bottom, there is a pagination control showing 'Current page: 1' and '10 items per page', and '1 - 1 of 1 items'.

Refund History

Approved New **Success** In Progress Failed

Client Name / Code Export to PDF Export to Excel

Drag a column header and drop it here to group by that column

S.N	CLIENT	CLIENT NAME	BANK NAME	DATE	STATUS	DEPOSITED COLLATERAL	UTILIZED COLLATERAL	WITHDRAW
1	2020011076	Suresh Kumar Prajapati	Laxmi Bank Limited	2020-01-30	Success	1000000	3900	1000

Current page: 1 10 items per page 1 - 1 of 1 items

Note: Once the refund is successful, total collateral deposited will decrease by refund amount.

7.3 Buy-Settlement (Pay-In)

Client can load fund to broker's account as part of Settlement (Buy) at the end of trading day.

- Navigate to Fund Management- >Payment Settlement- > Buy Information. Amount that is due for payment to Broker is displayed in Payment Due tab.

February 3, 2020 12:10:54 PM As of Monday, February 3, 2020

Search Menu/Submenus...

NEPSE TMS Dashboard

My Information

Fund Management

Collateral Management

Payment Settlement

Buy Information

Sell Information

Client Fund Transfer History

Payment Settlement Buy Information

Payment Due Success InProgress

Export to PDF Export to Excel

Drag a column header and drop it here to group by that column

S.N	CLIENT	CLIENT NAME	SETTLEMENT DATE	TOTAL AMOUNT	AMOUNT PENDING	PAYMENT STATUS
+ 1	2020011076	Suresh Kumar Prajapati	2020-02-06	3060.885	3060.885	PAYMENT_DUE

Current page: 1 10 items per page 1 - 1 of 1 items

- Click on "+" icon adjacent to buy information to view transaction details.

February 3, 2020 12:09:46 PM | As of Monday, February 3, 2020

Search Menu/Submenus... Q

NEPSE TMS Dashboard

My Information

Fund Management

Collateral Management

Payment Settlement

Buy Information

Sell Information

Client Fund Transfer History

Payment Settlement Buy Information

Payment Due | Success | InProgress


Export to PDF | Export to Excel

Drag a column header and drop it here to group by that column

S.N	CLIENT	CLIENT NAME	SETTLEMENT DATE	TOTAL AMOUNT	AMOUNT PENDING	PAYMENT STATUS	ACTION
1	2020011016	Suresh Kumar Prajapati	2020-02-06	3060.885	3060.885	PAYMENT_DUE	

S.N	TRANSACTION NO	STOCK SYMBOL	RATE	QUANTITY	AMOUNT	COMM RATE	COMM AMOUNT	SET
1	2020020301000002	DBBL	150.0000	20	3000.0000	0.6000	59.4000	N/A

Current page: 1 | 5 items per page | 1 - 1 of 1 items

- Click on Make Payment Icon  on Action column to initiate payment.

February 3, 2020 12:15:18 PM | As of Monday, February 3, 2020

Search Menu/Submenus... Q

NEPSE TMS Dashboard

My Information

Fund Management

Collateral Management

Payment Settlement

Buy Information

Sell Information


Client Fund Transfer History

Payment Settlement Buy Information

Payment Due | Success | InProgress

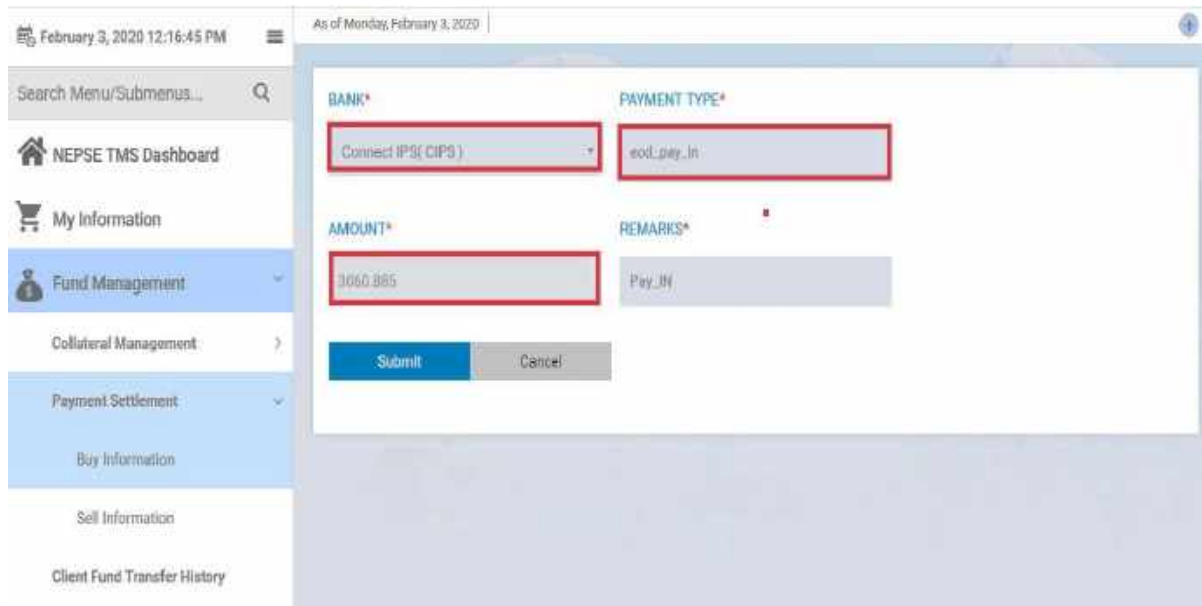
Export to PDF | Export to Excel

Drag a column header and drop it here to group by that column

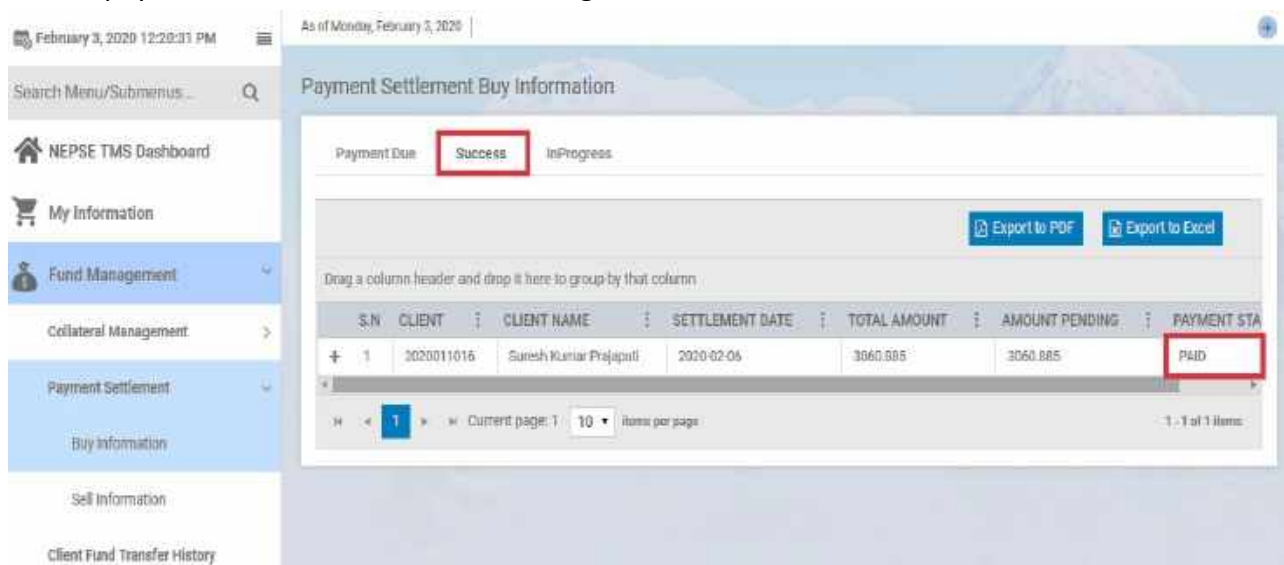
CLIENT	CLIENT NAME	SETTLEMENT DATE	TOTAL AMOUNT	AMOUNT PENDING	PAYMENT STATUS	ACTION
2020011016	Suresh Kumar Prajapati	2020-02-06	3060.885	3060.885	PAYMENT_DUE	

Current page: 1 | 10 items per page | 1 - 1 of 1 items

- Once payment is initiated, you will be redirected to [Load Collateral](#) screen. This time Payment Type would be eod_pay_in and amount to be paid would be auto-populated, equivalent to Buy Settlement. Select Bank and submit the application.



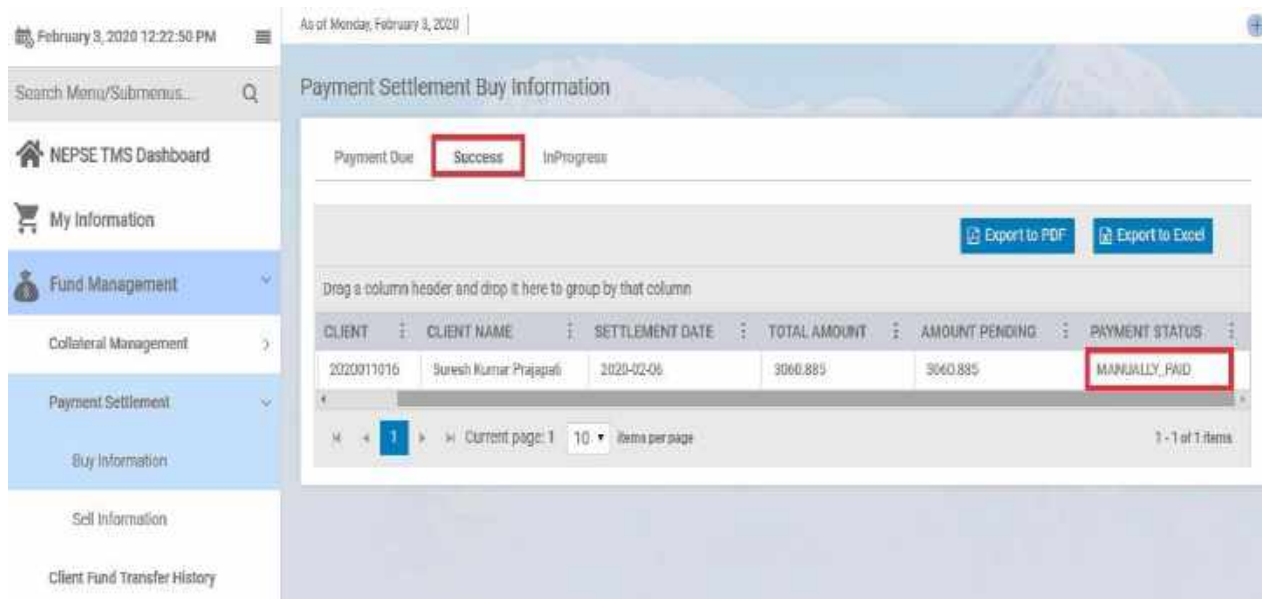
- Once submitted, you will be redirected to CIPS. Follow the same procedure as described in [Load Collateral](#) above.
- You can monitor the status of transaction in Success & In progress tabs. Once the payment is successful, status is changed to Paid.



S.N	CLIENT	CLIENT NAME	SETTLEMENT DATE	TOTAL AMOUNT	AMOUNT PENDING	PAYMENT STA
1	2020011016	Suresh Kumar Prajapati	2020-02-05	3060.885	3060.885	PAID

Note: You can view the same transaction in CLIENT FUND TRANSFER HISTORY as well.

- If the payment is done manually between broker and client, the status of pay-in will be changed to MANUALLY_PAID in Success tab.



February 3, 2020 12:22:50 PM | As of Monday, February 3, 2020

Search Menu/Submenus... Q

NEPSE TMS Dashboard

My Information

Fund Management

Collateral Management

Payment Settlement

Buy Information

Sell Information

Client Fund Transfer History

Payment Settlement Buy information

Payment Due Success InProgress

Export to PDF Export to Excel

Drag a column header and drop it here to group by that column

CLIENT	CLIENT NAME	SETTLEMENT DATE	TOTAL AMOUNT	AMOUNT PENDING	PAYMENT STATUS
2020011016	Suresh Kumar Prajapati	2020-02-06	3060.885	3060.885	MANUALLY PAID

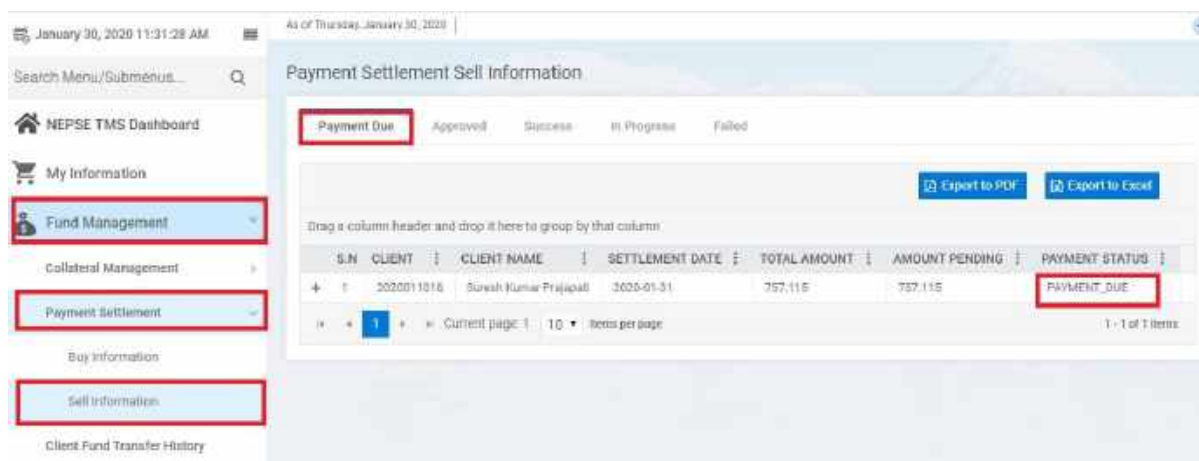
Current page: 1 Items per page 1 - 1 of 1 items

Note: Once Buy settlement is successful, collateral utilized will decrease by transaction amount.

7.4 Sell Settlement (Pay-Out)

Client can view their Settlement details for Sell once the settlement is done in T+3 days. The Pay-out is initiated and delivered by brokers but client can monitor status.

- Navigate to Fund Management- > Payment Settlement- > Sell Information. In Payment Due tab you can view transaction details and amount due for Sell.



January 30, 2020 11:31:28 AM | As of Thursday, January 30, 2020

Search Menu/Submenus... Q

NEPSE TMS Dashboard

My Information

Fund Management

Collateral Management

Payment Settlement

Buy Information

Sell Information

Client Fund Transfer History

Payment Settlement Sell Information

Payment Due Approved Success In Progress Failed

Export to PDF Export to Excel

Drag a column header and drop it here to group by that column

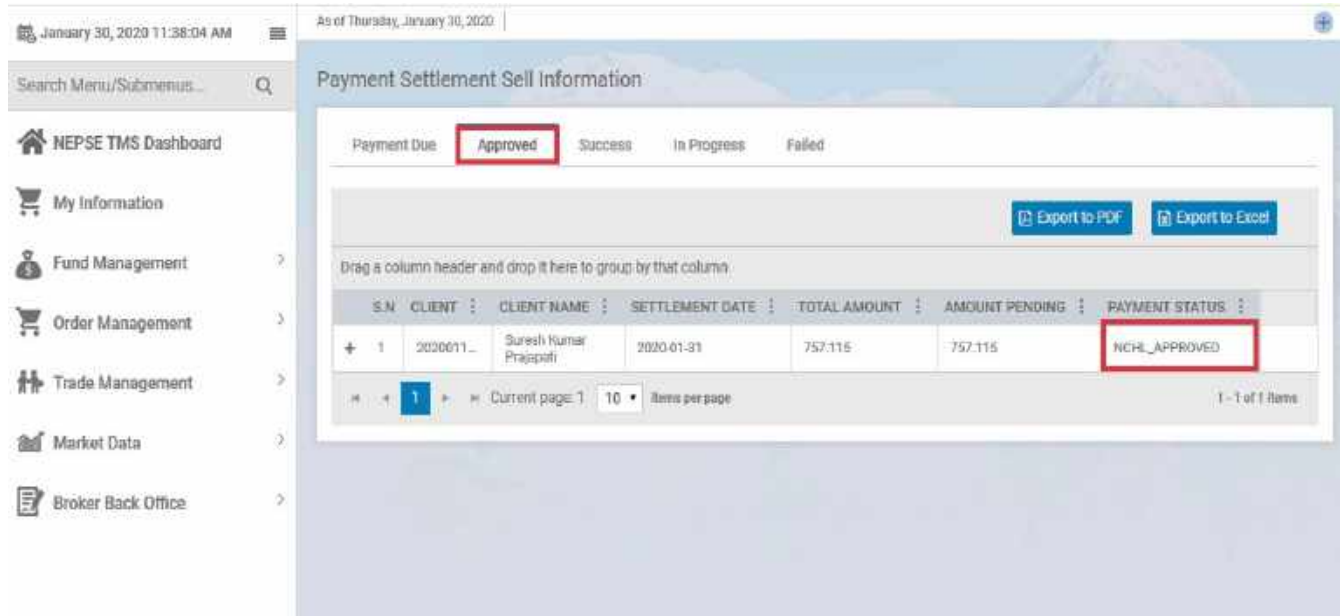
S.N	CLIENT	CLIENT NAME	SETTLEMENT DATE	TOTAL AMOUNT	AMOUNT PENDING	PAYMENT STATUS
+	2020011016	Suresh Kumar Prajapati	2020-01-31	757.115	757.115	PAYMENT_DUE

Current page: 1 Items per page 1 - 1 of 1 items

Note: You can view transaction detail by clicking on "+" icon adjacent to sell information.

- Broker need to initiate payment for Pay-out and you can monitor the pay-out status in Approved/Success/In progress/Failed tab. Once the Payment is approved from

Broker end, you can view the transaction in Approved tab and the status will be changed to NCHL_APPROVED.



Payment Settlement Sell Information

Payment Due **Approved** Success In Progress Failed

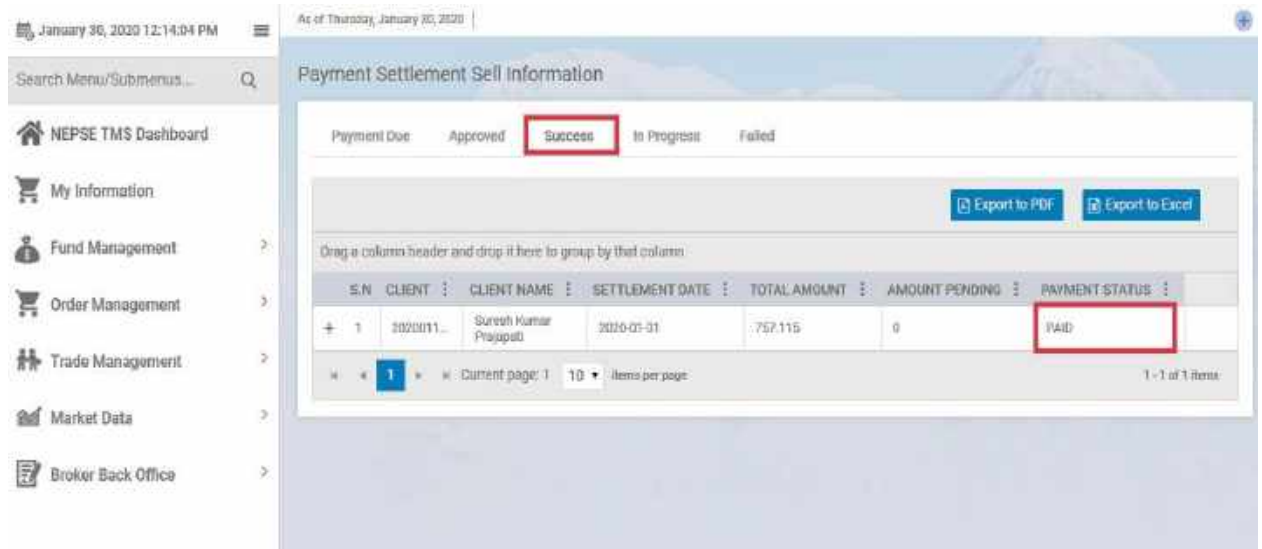
Export to PDF Export to Excel

Drag a column header and drop it here to group by that column.

S.N	CLIENT	CLIENT NAME	SETTLEMENT DATE	TOTAL AMOUNT	AMOUNT PENDING	PAYMENT STATUS
1	2020011...	Suresh Kumar Prajapati	2020-01-31	757.115	757.115	NCHL_APPROVED

Current page: 1 10 Items per page 1 - 1 of 1 items

- Once the transaction is successful, you can view the transaction in Success tab and the status will be PAID.



Payment Settlement Sell Information

Payment Due Approved **Success** In Progress Failed

Export to PDF Export to Excel

Drag a column header and drop it here to group by that column.

S.N	CLIENT	CLIENT NAME	SETTLEMENT DATE	TOTAL AMOUNT	AMOUNT PENDING	PAYMENT STATUS
1	2020011...	Suresh Kumar Prajapati	2020-01-31	757.115	0	PAID

Current page: 1 10 Items per page 1 - 1 of 1 items

- If the payment is done manually between broker and client, the status of pay-out will be changed to MANUALLY_PAID in Success tab.

January 30, 2020 12:17:03 PM | As of Thursday, January 30, 2020

Search Menu/Submenus...

NEPSE TMS Dashboard

My Information

Fund Management

Order Management

Trade Management

Market Data

Broker Back Office

Payment Settlement Sell Information

Payment Due: Approved **Success** In Progress Failed

Export to PDF Export to Excel

Drag a column header and drop it here to group by that column

S.N	CLIENT	CLIENT NAME	SETTLEMENT DATE	TOTAL AMOUNT	AMOUNT PENDING	PAYMENT STATUS
1	2020011	Suresh Kumar Praisapat	2020-01-31	757.115	0	MANUALLY PAID

Current page: 1 30 Items per page 1 - 1 of 1 items

7.5 Net Settlement

- If Client has due settlements for both sides of trade (Buy and Sell) then Net Settlement is calculated which results in Amount Payable by Client (Buy-Sell) or Amount Receivable by Client (Sell- Buy) depending on settlement amount of buy/sell transactions.

7.5.1 Amount Payable by Client

- Settlement Amount is Payable by Client on following two cases:
 1. If Client has only Buy transaction/s to be settled.
 2. If Client has both Buy and sell transaction/s to be settled but amount of buy settlement is greater than sell settlement.

*In both cases, Client can initiate Net Settlement Payment via EOD Pay in and Collateral Payment since EOD Pay In should be initiated by client.

- Navigate to My Information- > Settlement tab.
- In Payment Settlement, you can view Buy/sell Information, Net Settlement Information and Collateral information.

As of Tuesday, May 12, 2020

← My Information Q Sameer Tamrakar (20200310)

General Client Details Documents **Payment Settlement** Order Book Trade Book

Buy Amount (NPR)	3,560.89	👁️	From 2019-12-31 to 2019-12-31
Sell Amount (NPR)	1,767.12	👁️	From 2019-12-31 to 2019-12-31
Net Amount Payable by Client (NPR)	1,793.77	(Buy - Sell)	
Total Cash Collateral (NPR)	100,000.00	👁️	
Pending Collateral (NPR)	0.00		

[Proceed with Payment](#)

- Click on view 👁️ icon adjacent to Buy/Sell Amount to view transaction details.

Buy Information

Drag a column header and drop it here to group by that column

S.N	<input checked="" type="checkbox"/>	BUSINESS DATE	SETTLEMENT DATE	TOTAL AMOUNT (NPR)	AMOUNT PENDING
1	<input checked="" type="checkbox"/>	2019-12-31	2020-05-22	3,560.89	3,560.89

S.N	STOCK SYMBOL	RATE (NPR)	QUANTITY	AMOUNT (NPR)	COMM RATE (NPR)
1	DBBL	175.00	20	3,500.00	0.60

Current page: 1 | 5 items per page

Total: 3,560.89 Total: 3,560.89

Current page: 1 | 10 items per page 1 - 1 of 1 items

[Confirm](#)

- Click on view 👁️ icon adjacent to “Total Cash Collateral” to view Collateral Details. In this details you can view both Cash and Non Cash Collateral.

Total Collateral Details

Cash Collateral	Amount (NPR)	Transaction date	Non Cash Collateral	Amount (NPR)	Expiry date
Cash Amount	100,000.00	2020-05-12	Non cash collateral Amount	0.00	-
Cheque Amount	0.00	2020-05-12	Cheque Amount	0.00	-
Fund Transfer Amount	0.00	2020-05-12	Top up Amount	0.00	-
			Credit for sale	0.00	-
Total Cash Collateral	100,000.00		Total Non Cash Collateral	0.00	

Total Collateral (NPR): 100,000.00 (Total Cash Collateral + Total Non Cash Collateral) [View Transaction](#)

[Close](#)

- Click on “View Transaction” button at bottom right to view Collateral Transactions (Account Statement).

As of Tuesday, May 12, 2020

Sameer Tamrakar

From Date: To Date: [Search](#) [Export to PDF](#)

Arun Securities (PVT) Ltd.
Stock Broker No 3
Branch: Kathmandu, Location: Kathmandu, Nepal

Client Name: Sameer Tamrakar [2020031058]
From Date:
To Date:

SN	BUSINESS DATE	PARTICULARS	DEBIT/CREDIT	AMOUNT	BALANCE	REMARKS
1	2020-03-12	Cash Collateral Deposit	Credit	1,00,000	1,00,000.00 Cr	

- To initiate Payment for Net Settlement, navigate back of Payment Settlement tab of My Information.

As of Tuesday, May 12, 2020

← My Information Q Satveer Tamrakar (20200310)

General Client Details Documents **Payment Settlement** Order Book Trade Book

Buy Amount (NPR)	3,560.89	From 2019-12-31 to 2019-12-31
Sell Amount (NPR)	1,767.12	From 2019-12-31 to 2019-12-31
Net Amount Payable by Client (NPR)	1,793.77	(Buy - Sell)
Total Cash Collateral (NPR)	100,000.00	
Pending Collateral (NPR)	0.00	

[Proceed with Payment](#)

- Click on “Proceed with Payment” button at bottom right.
- You will have two options for Payment.
 1. EOD Pay In
 2. Collateral Payment

7.5.1.1 EOD Pay In

- Client can initiate Net Settlement via EOD Pay In where amount payable by client will be transferred to broker’s account through NCHL.
- In Payment Settlement tab, initiate payment by clicking on “Make Payment” button at bottom right.
- Check “EOD Pay In”, enter Bank Details of client and exact amount as Net Payment Payable.

As of Tuesday, May 12, 2020

← My Information Sumeer Tamrakar (20200310)

General Client Details Documents **Payment Settlement** Order Book Trade Book

Buy Amount (NPR)	3,560.89		From 2019-12-31 to 2019-12-31
Sell Amount (NPR)	1,767.12		From 2019-12-31 to 2019-12-31
Net Amount Payable by Client (NPR)	1,793.77	(Buy - Sell)	
Total Cash Collateral (NPR)	100,000.00		
Pending Collateral (NPR)	0.00		

Payment Mode Collateral Payment EOD Pay In

EOD Payin

AMOUNT (NPR) BANK* REMARKS*

TOTAL PAYMENT (NPR) 1793.77

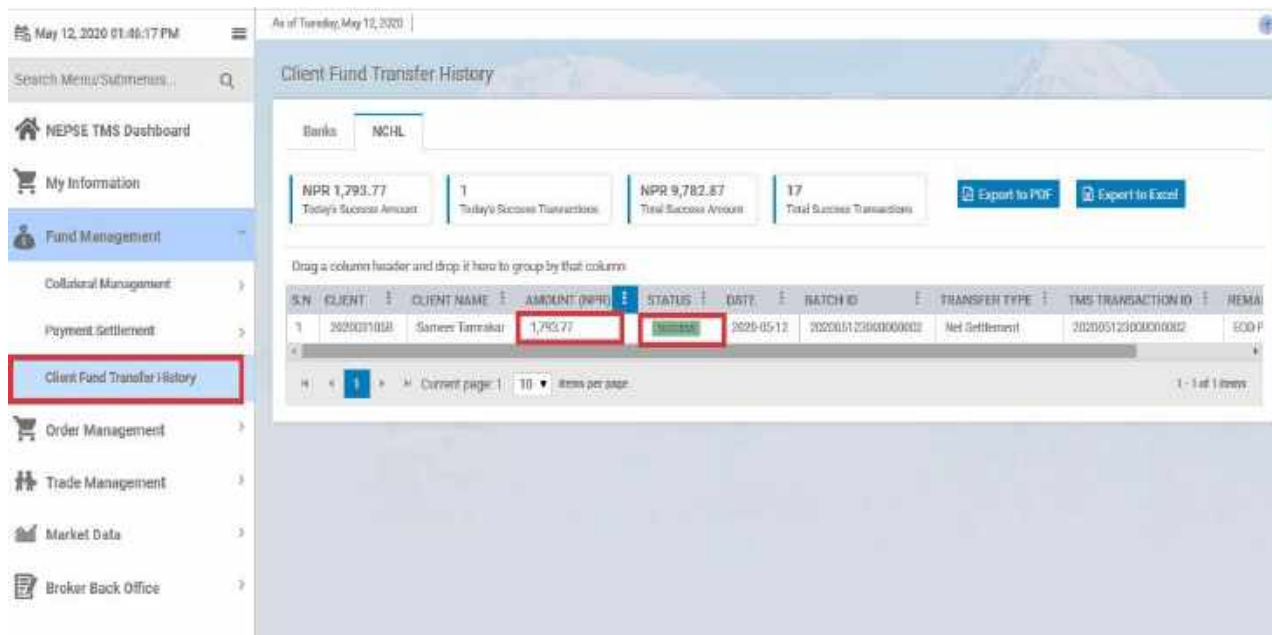
- Click on Confirm Payment.
- Click on “Confirm Payment” in dialog box that appears.

Do you want to proceed?

Payment Summary

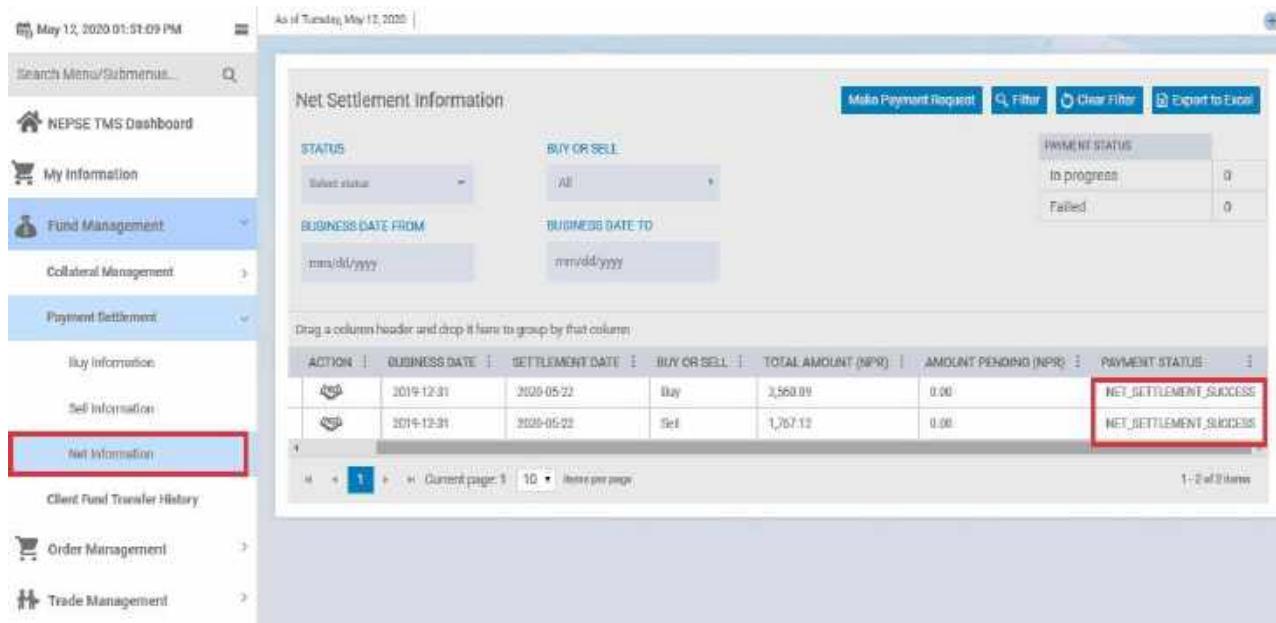
EOD Payin Amount (NPR):	1,793.77
Total Amount (NPR):	1793.77

- You will be redirected to CIPS Portal. Once payment is initiated from CIPS, you can see the status of your payment in Fund Management- > Client Fund Transfer History.



The screenshot shows the 'Client Fund Transfer History' page. The left sidebar has 'Client Fund Transfer History' highlighted. The main content area shows a table with columns: S/N, CLIENT, CLIENT NAME, AMOUNT (NPR), STATUS, DATE, BATCH ID, TRANSFER TYPE, TMS TRANSACTION ID, and REMARKS. A single row is visible with the following data: S/N: 1, CLIENT: 2020071000, CLIENT NAME: Sameer Tamrakar, AMOUNT (NPR): 1,793.77, STATUS: SUCCESS, DATE: 2020-05-12, BATCH ID: 202005123000000002, TRANSFER TYPE: Net Settlement, TMS TRANSACTION ID: 202005123000000002, REMARKS: EOD P. The 'AMOUNT (NPR)' and 'STATUS' cells are highlighted with red boxes.

- Once EOD Pay In is successful, you can see the status of the corresponding transaction/s from "PAMENT_DUE" to "NET_SETTLEMENT_SUCCESS" in Net Information. For Net Information, navigate to Fund Management -> Payment Settlement -> Net Information.



The screenshot shows the 'Net Settlement Information' page. The left sidebar has 'Net Information' highlighted. The main content area shows a table with columns: ACTION, BUSINESS DATE, SETTLEMENT DATE, BUY OR SELL, TOTAL AMOUNT (NPR), AMOUNT PENDING (NPR), and PAYMENT STATUS. Two rows are visible with the following data: Row 1: ACTION: Buy, BUSINESS DATE: 2019-12-31, SETTLEMENT DATE: 2020-05-22, BUY OR SELL: Buy, TOTAL AMOUNT (NPR): 3,560.00, AMOUNT PENDING (NPR): 0.00, PAYMENT STATUS: NET_SETTLEMENT_SUCCESS. Row 2: ACTION: Sell, BUSINESS DATE: 2019-12-31, SETTLEMENT DATE: 2020-05-22, BUY OR SELL: Sell, TOTAL AMOUNT (NPR): 1,767.12, AMOUNT PENDING (NPR): 0.00, PAYMENT STATUS: NET_SETTLEMENT_SUCCESS. The 'PAYMENT STATUS' cells for both rows are highlighted with red boxes.

*** Once EOD Pay In is successful, collateral for respective Buy transaction/s will be released.**

7.5.1.2 Collateral Payment

- Client can initiate Net Settlement via Collateral Payment where amount payable will be deducted from available Collateral.
- Go to Payment Settlement of My Information, initiate payment by clicking on “Make Payment” button at bottom right.
- Check “Collateral Payment”, enter exact amount as Net Payment Receivable by Client and click on “Make Payment”.

As of Tuesday, May 12, 2020

← My Information Ganesh Tamrakar (20200310)

General Client Details Documents **Payment Settlement** Order Book Trade Book

Buy Amount (NPR)	3,560.89	From 2019-12-31 to 2019-12-31
Sell Amount (NPR)	1,767.12	From 2019-12-31 to 2019-12-31
Net Amount Payable by Client (NPR)	1,793.77	(Buy - Sell)
Total Cash Collateral (NPR)	100,000.00	
Pending Collateral (NPR)	0.00	
Payment Mode:	<input checked="" type="checkbox"/> Collateral Payment	<input type="checkbox"/> EDD Pay In
Pay from Collateral		
AMOUNT (NPR)	1793.77	
TOTAL PAYMENT (NPR)	1793.77	

Make Payment Cancel

- Click on “Confirm Payment” in dialog box that appears.

Do you want to proceed?

Payment Summary

Collateral Amount (NPR):	1,793.77
Total Amount (NPR):	1793.77

Confirm Payment Cancel

- Once the Payment is successful, you can see status of corresponding transaction/s from “PAMENT_DUE” to “NET_SETTLEMENT_SUCCESS” in Net Information.

May 12, 2020 01:21:09 PM | As of Tuesday, May 12, 2020

Search Menu/Submenus

- NEPSE TMS Dashboard
- My Information
- Fund Management
- Collateral Management
- Payment Settlement
 - Buy Information
 - Sell Information
 - Net Information
- Client Fund Transfer History
- Order Management
- Trade Management

Net Settlement Information

Make Payment Request | Filter | Clear Filter | Export to Excel

STATUS: Select status | BUY OR SELL: All | PAYMENT STATUS: In progress (0), Failed (0)

BUSINESS DATE FROM: mm/dd/yyyy | BUSINESS DATE TO: mm/dd/yyyy

Drag a column header and drop it here to group by that column.

ACTION	BUSINESS DATE	SETTLEMENT DATE	BUY OR SELL	TOTAL AMOUNT (NPR)	AMOUNT PENDING (NPR)	PAYMENT STATUS
Buy	2019-12-31	2020-05-22	Buy	3,560.89	0.00	NET SETTLEMENT SUCCESS
Sell	2019-12-31	2020-05-22	Sell	1,787.12	0.00	NET SETTLEMENT SUCCESS

Current page: 1 | 10 items per page | 1 - 2 of 2 items

- Payment amount will be deducted from available Collateral.
- You can view statement of payment debit in Account Statement.

As of Tuesday, May 12, 2020

Sameer Tamrakar | From Date: yyyy-mm-dd | To Date: yyyy-mm-dd | Search | Export to PDF

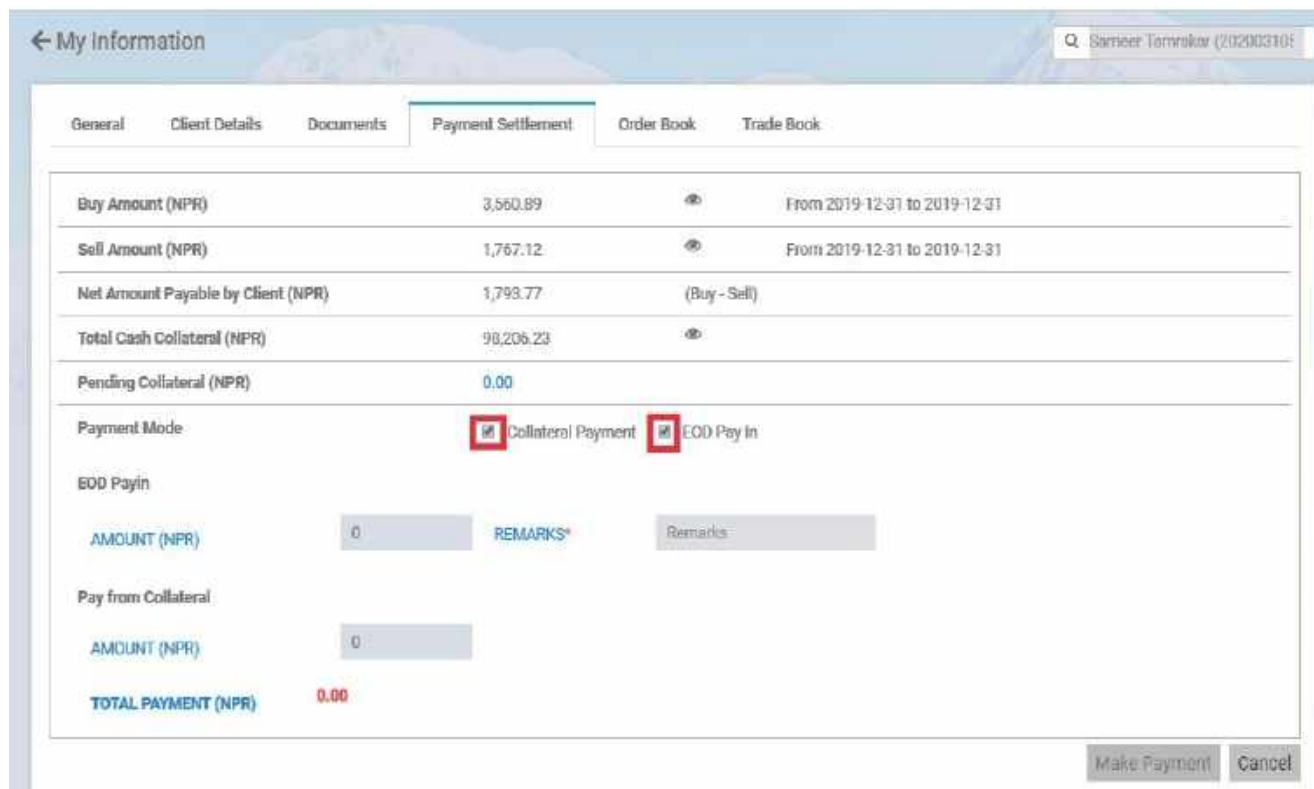
Arun Securities (PVT) Ltd.
Stock Broker No 3
Branch: Kathmandu, Location: Kathmandu, Nepal

Client Name: Sameer Tamrakar [2020031058]
From Date:
To Date:

SN	BUSINESS DATE	PARTICULARS	DEBIT/CREDIT	AMOUNT	BALANCE	REMARKS
1	2020-03-12	Cash Collateral Deposit	Credit	1,00,000	1,00,000.00 Cr	
2	2020-05-12	Net Settlement	Debit	1,793.77	98,206.23 Cr	

7.5.1.3 Net Settlement Split (EOD Pay In & Collateral Payment)

- Client can initiate Net payment by splitting settlement amount among Collateral Payment and EOD Pay In. Settlement amount transferred via Collateral will be deducted from client's collateral amount and transferred via EOD Pay In will be transferred to broker's bank account.
- In Payment Settlement of respective client, initiate payment by clicking on "Make Payment" button at bottom right.
- Check Collateral Payment & EOD Pay In both.



← My Information Q Sameer Tamrakar (20290310)

General Client Details Documents **Payment Settlement** Order Book Trade Book

Buy Amount (NPR)	3,560.89	From 2019-12-31 to 2019-12-31
Sell Amount (NPR)	1,767.12	From 2019-12-31 to 2019-12-31
Net Amount Payable by Client (NPR)	1,793.77	(Buy - Sell)
Total Cash Collateral (NPR)	98,206.23	
Pending Collateral (NPR)	0.00	

Payment Mode: Collateral Payment EOD Pay In

EOD Payin

AMOUNT (NPR) REMARKS*

Pay from Collateral

AMOUNT (NPR)

TOTAL PAYMENT (NPR) 0.00

Make Payment Cancel

- Enter amount to be transferred via Collateral and amount to be transferred via EOD Pay In. Sum of two amount should be same as Net Amount Payable by Client.

← My Information Q. Sameer Tamrakar (20200510)

General Client Details Documents **Payment Settlement** Order Book Trade Book

Buy Amount (NPR)	3,560.89		From 2019-12-31 to 2019-12-31
Sell Amount (NPR)	1,767.12		From 2019-12-31 to 2019-12-31
Net Amount Payable by Client (NPR)	1,793.77	(Buy - Sell)	
Total Cash Collateral (NPR)	98,206.23		
Pending Collateral (NPR)	0.00		

Payment Mode Collateral Payment EOD Pay In

EOD Payin

AMOUNT (NPR) BANK* REMARKS*

Pay from Collateral

AMOUNT (NPR)

TOTAL PAYMENT (NPR) 1793.77

Make Payment Cancel

- Click on “Confirm Payment” in dialog box that appears.

Do you want to proceed?

Payment Summary

EOD Payin Amount (NPR):	793.77
Collateral Amount (NPR):	1,000.00
Total Amount (NPR):	1793.77

Confirm Payment Cancel

- You will be redirected to CIPS Portal for EOD Pay In part. For Collateral payment you can view pending Collateral to be deducted in Payment Settlement tab of My Information.

As of Tuesday, May 12, 2020

← My Information

Search: Satsar Tamrakar (202003108)

General Client Details Documents **Payment Settlement** Order Book Trade Book

Buy Amount (NPR)	0.00	
Sell Amount (NPR)	0.00	
Net Amount (NPR)	0.00	
Total Cash Collateral (NPR)	98,205.23	
Pending Collateral (NPR)	1,000.00	To be deducted from collateral

- . Once payment is initiated from CIPS, you can see the status of your payment in Fund Management- > Client Fund Transfer History.

May 12, 2020 02:30:12 PM

As of Tuesday, May 12, 2020

Client Fund Transfer History

Search Menu/Submenus...

Bank: **NCHL**

NPR 2,587.54 Today's Success Amount 2 Today's Success Transactions NPR 10,576.64 Total Success Amount 18 Total Success Transactions

Export to PDF Export to Excel

Drag a column header and drop it here to group by that column

Sl No	CLIENT	CLIENT NAME	AMOUNT (NPR)	STATUS	DATE	BATCH ID	TRANSFER TYPE	TMS TRANSACTION ID	REMARK
1	202003108	Satsar Tamrakar	793.77	Success	2020-05-12	20200512000000003	Net Settlement	20200512000000003	Pay In

Current page: 1 10 Items per page 1-1 of 1 Items

- Once the payment from CIPS is successful, pending Collateral amount will be deducted from available collateral. You can view statement of payment debit from collateral in Account Statement.

As of Tuesday, May 12, 2020

Client Name: Sameer Tamrakar [2020031058]
 From Date:
 To Date:

From Date: yyyy-mm-dd To Date: yyyy-mm-dd Search Export to PDF

Arun Securities (PVT) Ltd.
 Stock Broker No 3
 Branch: Kathmandu, Location: Kathmandu,Nepal

SN	BUSINESS DATE	PARTICULARS	DEBIT/CREDIT	AMOUNT	BALANCE	REMARKS
1	2020-03-12	Cash Collateral Deposit	Credit	1,00,000	1,00,000.00 Cr	
2	2020-05-12	Net Settlement	Debit	1,793.77	98,206.23 Cr	
3	2020-05-12	Net Settlement	Debit	1,000	97,206.23 Cr	

- Also, after the payment is made, the status of corresponding transactions will be “NET_SETTLEMENT_SUCCESS” in Net Information.

May 12, 2020 01:51:09 PM As of Tuesday, May 12, 2020

Search Menu/Submenus... Q

NEPSE TMS Dashboard
 My information
 Fund Management
 Collateral Management
 Payment Settlement
 Buy Information
 Sell information
 Net Information
 Client Fund Transfer History
 Order Management
 Trade Management

Net Settlement information

Make Payment Request Filter Clear Filter Export to Excel

STATUS BUY OR SELL PAYMENT STATUS

Select status All In progress 0 Failed 0

BUSINESS DATE FROM BUSINESS DATE TO

mm/dd/yyyy mm/dd/yyyy

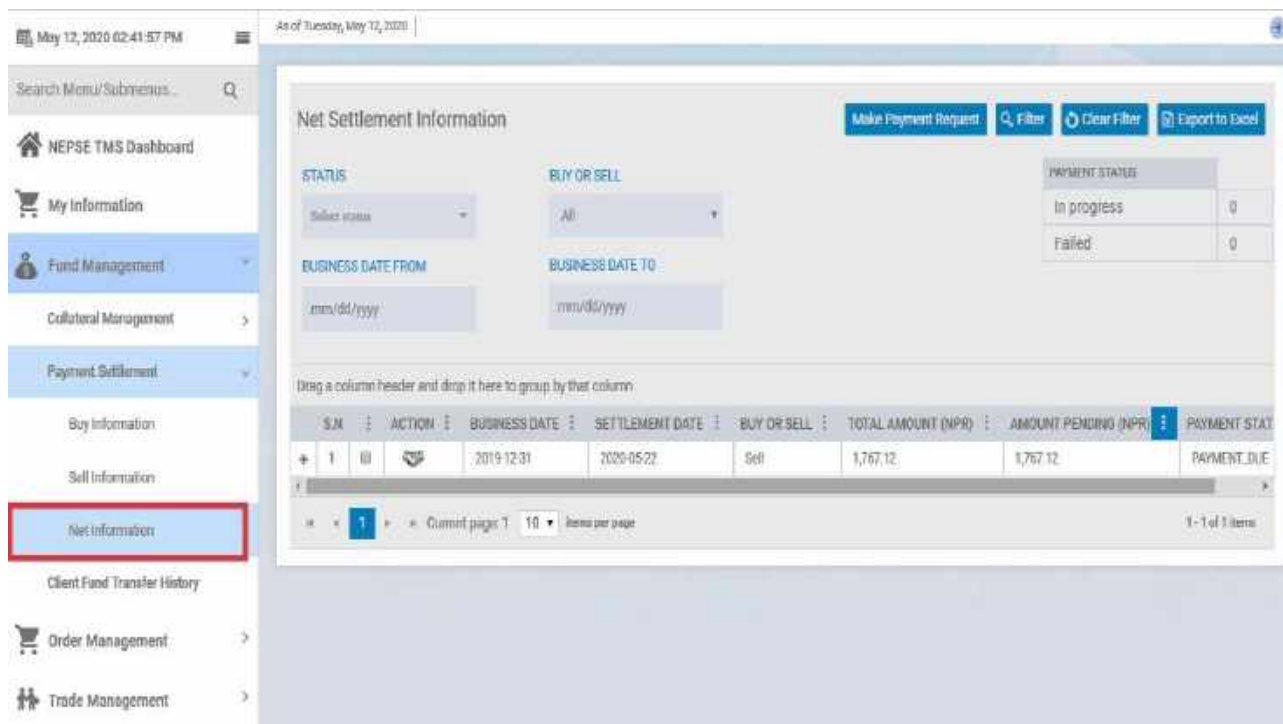
Drag a column header and drop it here to group by that column

ACTION	BUSINESS DATE	SETTLEMENT DATE	BUY OR SELL	TOTAL AMOUNT (NPR)	AMOUNT PENDING (NPR)	PAYMENT STATUS
Buy	2019-12-31	2020-05-22	Buy	3,560.89	0.00	NET_SETTLEMENT_SUCCESS
Sell	2019-12-31	2020-05-22	Sell	1,767.12	0.00	NET_SETTLEMENT_SUCCESS

Current page 1 10 Items per page 1 - 2 of 2 items

7.5.2 Make Payment Request

- If a client has amount to be received from Broker for Sell Settlement, he/she can make a request for payment.
- Navigate to Fund Management- > Payment Settlement- > Net Information



May 12, 2020 02:41:57 PM | As of Tuesday, May 12, 2020

Search Menu/Submenus...

- NEPSE TMS Dashboard
- My Information
- Fund Management
- Collateral Management
- Payment Settlement
 - Buy Information
 - Sell Information
 - Net Information**
 - Client Fund Transfer History
- Order Management
- Trade Management

Net Settlement Information

Make Payment Request | Filter | Clear Filter | Export to Excel

STATUS: Select status | BUY OR SELL: All | PAYMENT STATUS: In progress: 0, Failed: 0

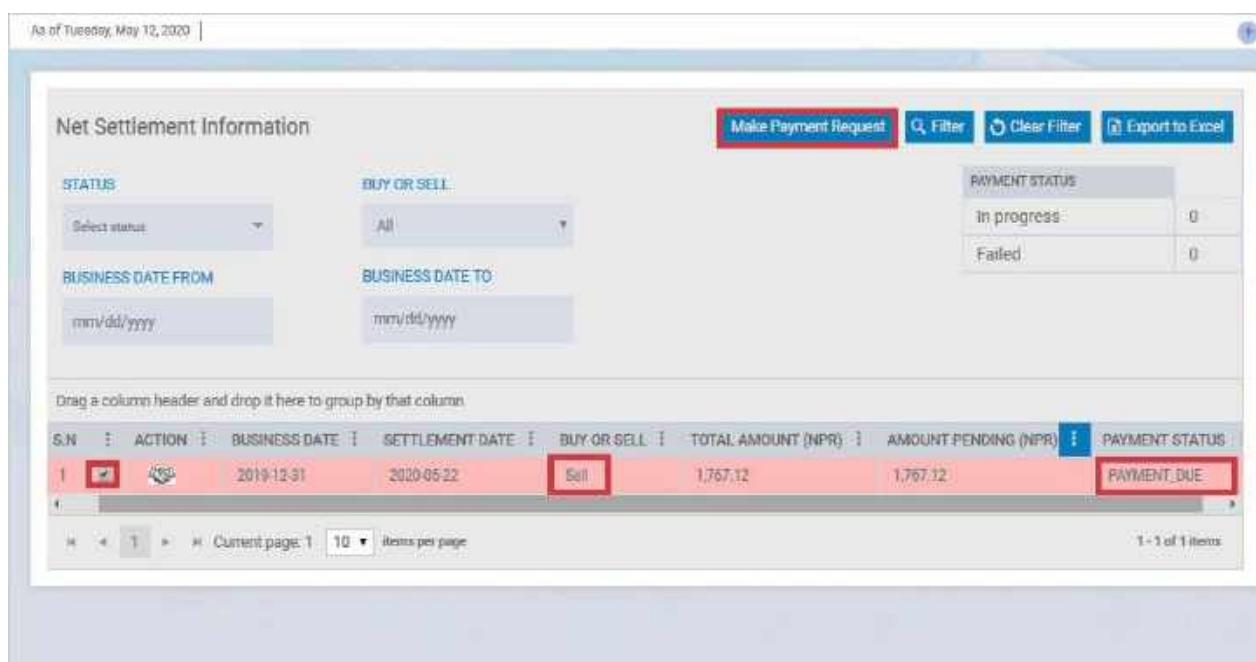
BUSINESS DATE FROM: mm/dd/yyyy | BUSINESS DATE TO: mm/dd/yyyy

Drag a column header and drop it here to group by that column:

S.N	ACTION	BUSINESS DATE	SETTLEMENT DATE	BUY OR SELL	TOTAL AMOUNT (NPR)	AMOUNT PENDING (NPR)	PAYMENT STAT
1		2019-12-31	2020-05-22	Sell	1,767.12	1,767.12	PAYMENT_DUE

Current page: 1 | 10 items per page | 1 - 1 of 1 items

- Check on Sell transaction whose payment is due and click on “Make Payment Request” at the top.



As of Tuesday, May 12, 2020

Net Settlement Information

Make Payment Request | Filter | Clear Filter | Export to Excel

STATUS: Select status | BUY OR SELL: All | PAYMENT STATUS: In progress: 0, Failed: 0

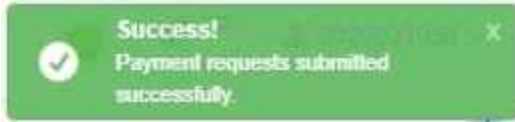
BUSINESS DATE FROM: mm/dd/yyyy | BUSINESS DATE TO: mm/dd/yyyy

Drag a column header and drop it here to group by that column:

S.N	ACTION	BUSINESS DATE	SETTLEMENT DATE	BUY OR SELL	TOTAL AMOUNT (NPR)	AMOUNT PENDING (NPR)	PAYMENT STATUS
1		2019-12-31	2020-05-22	Sell	1,767.12	1,767.12	PAYMENT_DUE

Current page: 1 | 10 items per page | 1 - 1 of 1 items

- Click on “Send Payment Request” on dialog box that appears.
- An Email and Notification will be submitted to respective Broker regarding Payment Request. You can view Success message at top right.



8 Order Management

8.1 DNA Login

- Before placing an order, make sure DNA (Direct NOTS Access) is logged in. Login should be done by your respective broker.





- An error message (“ME not logged in”) will be displayed while placing an order if respective member admin terminal is not DNA logged in.

NOTE: DNA login enables connection between Trade Work Station and the Exchange.

8.2 Buy/Sell

- Navigate to Order Management -> Buy/Sell.
- This screen allows user to place orders. Before placing orders & trades, let us briefly discuss about different parameters of trading starting with Market Session.

8.2.1 Market Session

- There are different market sessions on which you can place orders.

8.2.1.1 Continuous Market

- Continuous Market runs from 11:00 to 3:00 during which clients can place orders & trades on multiple instrument types.

NEPSE: 1,202.18 (0.40%/0.03%)
 SENSIND: 261.39 (0.01%/0.00%)
 Active Sessions: CONTINUOUS (11:00:00 - 15:00:00)
 Turnover: 364,642,814.82
 Volume: 833,585

As of Tuesday, January 28, 2020 | ADBL400(5) AKPLT17(0)

CONTINUOUS
 PRE-OPEN
 ODD LOT
 SPECIAL PRE-OPEN

PRODUCT TYPE: CNC MKT LMT
 ORDER TYPE:

CLIENT NAME / CODE: Sahaj Kumar Neupane
 CLIENT CODE: 2020011017
 FATHER'S NAME:
 GRANDFATHER'S NAME:
 PAN:

INST: EQ
 SYMBOL:
 QTY: 0
 PRICE (NPR): 0
 VALIDITY: DAY
 VALID TILL: mm/dd/yyyy

CANCEL

Order Book

S.N	ACTION	STATUS	SYMBOL	TYPE	QTY	PRICE(NPR)	REM QTY	VALUE
No records available.								

0 - 0 of 0 items

8.2.1.2 Pre Open

- Pre Open Market runs from 10:30 to 10:45 (for 15 mins). During Pre Open, orders are placed and matched in price time priority. Orders are only matched once the Pre Open ends at 10:45 and open price is determined for respective security that are matched.
- Un-matched orders within valid price range are carried forward to Continuous Market that starts from 11:00.

NEPSE 1,202.18 (0.40/0.03%)
 SENSIND 261.39 (0.01/0.00%)
 Active Sessions: CONTINUOUS (11:00:00 - 15:00:00)
 Turnover: 415,772,018.02
 Volume: 961,745

As of Tuesday, January 28, 2020

CONTINUOUS
 PRE OPEN
 ODD LOT
 SPECIAL PRE OPEN

PRODUCT TYPE: CNC MKT LMT
 CLIENT NAME / CODE: Sahaj Kumar Neupane
 CLIENT CODE: 2020011017

INSTR: EQ QTY: 0 PRICE (NPR): 0 VALIDITY: DAY VALID TILL: mm/dd/yyyy

CANCEL

Order Book

S.N	ACTION	STATUS	SYMBOL	TYPE	QTY	PRICE(NPR)	REM QTY	VALUE
No records available.								

0 - 0 of 0 Items

8.2.1.3 Odd Lot

- Odd Lot Market runs in parallel with Continuous Market (11:00 to 3:00). Continuous Market is selected by default during this time, so you have to manually select Odd Lot if you wish to place order in Odd Lot Market.
- In Odd Lot, Order quantity is less than 10. Order lot order gets matched only if both quantity and price of order is same for both Buy and Sell.
- If normal order gets partially matched and remaining quantity is less than 10, it becomes odd lot order for remaining quantity.

NEPSE 1,202.18 (0.40/0.03%) SENSIND 261.39 (0.01/0.00%) Active Sessions CONTINUOUS(11:00:00 - 15:00:00) Turnover: 441,776,270.21 Volume: 1,026,917

As of Tuesday, January 20, 2020 | ADXL400(5) AKPL117(0) | 2020011017

CONTINUOUS PRE OPEN **ODD LOT** SPECIAL PRE OPEN

PRODUCT TYPE: CNC MKT LMT

CLIENT NAME / CODE: Sahaj Kumar Neupane CLIENT CODE: 2020011017

INST: EQ SYMBOL: QTY: PRICE (NPR): VALIDITY: DAY VALID TILL: mm/dd/yyyy

CANCEL

Order Book

S.N	ACTION	STATUS	SYMBOL	TYPE	QTY	PRICE(NPR)	REM QTY	VALUE
No records available.								

0 - 0 of 0 Items

8.2.1.4 Special Pre Open

- Special Pre-Open runs in parallel with Pre-Open Market (10:30 to 10:45). Pre-Open is selected by default during this time so you have to manually select Special Pre-Open if you wish to place order in this market.
- During this market, only Newly Listed Security are traded to determine open price for Continuous Market. Clients are allowed to place orders within certain price range and order are matched on price-time priority once market ends at 10:45.
- Un-matched orders within valid price range are carried forward to Continuous Market that starts from 11:00.

NEPSE 1,202.18 (0.40/0.03%) SENSIND 261.39 (0.01/0.00%) Active Sessions CONTINUOUS(11:00:00 - 15:00:00) Turnover: 531,626,848.21 Volume: 1,162,566

As of Tuesday, January 28, 2020 | ADXL400(5) AKPL117(0) | 2020011017

CONTINUOUS PRE OPEN ODD LOT **SPECIAL PRE OPEN**

PRODUCT TYPE: CNC LMT

CLIENT NAME / CODE: Sahaj Kumar Neupane CLIENT CODE: 2020011017

INST: EQ SYMBOL: QTY: PRICE (NPR): VALIDITY: DAY VALID TILL: mm/dd/yyyy

CANCEL

Order Book

S.N	ACTION	STATUS	SYMBOL	TYPE	QTY	PRICE(NPR)	REM QTY	VALUE
No records available.								

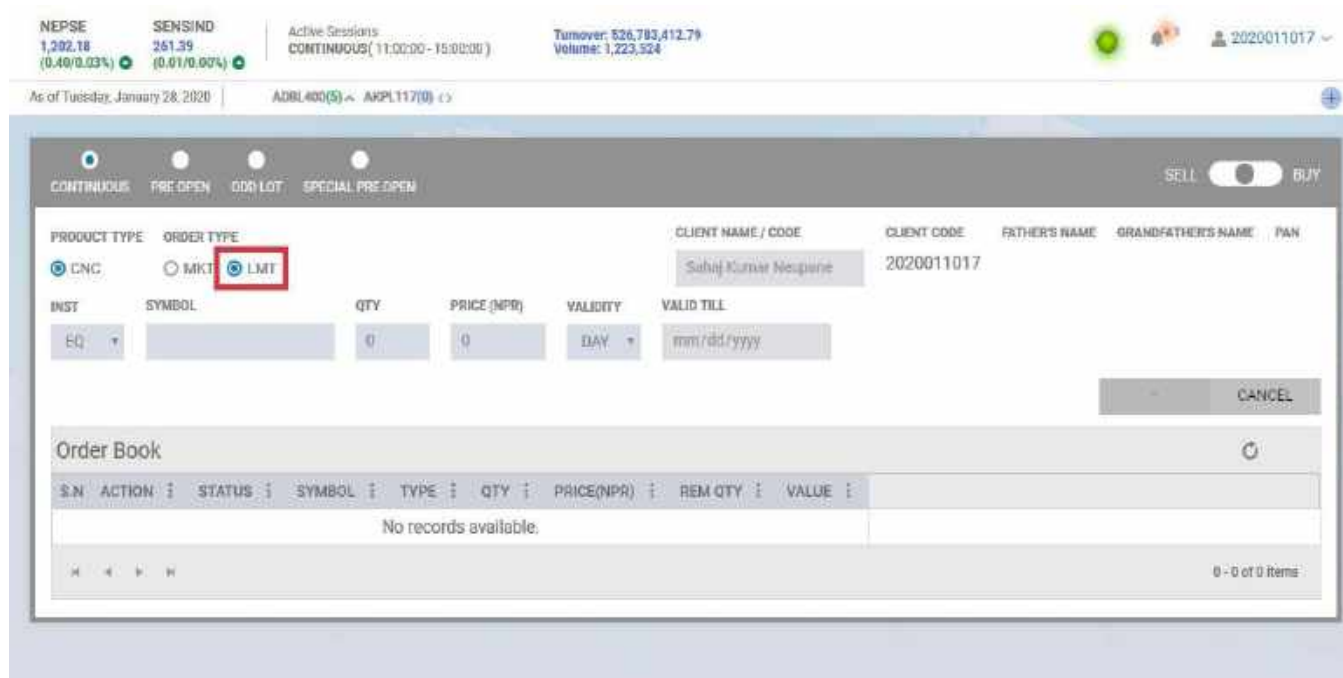
0 - 0 of 0 Items

8.2.2 Order Type

- Clients are allowed to choose Limit or Market Order as Order Type.

8.2.2.1 Limit (LMT) Order

- LMT order allows price to be specified while entering order into the system. All Buy/Sell orders are arranged and matched on price-time priority.



The screenshot displays the YCO trading platform interface. At the top, market data for NEPSE (1,202.18, +0.40/0.03%) and SENSIND (261.39, +0.01/0.00%) is shown. The active session is 'CONTINUOUS (11:00:00 - 15:00:00)'. The client's name is 'Sahaj Kumar Neupane' and the client code is '2020011017'. The order type 'LMT' is selected and highlighted with a red box. The order form includes fields for INST (EQ), SYMBOL, QTY (0), PRICE (NPR) (0), VALIDITY (DAY), and VALID TILL (mm/dd/yyyy). Below the form is an 'Order Book' table with columns: S/N, ACTION, STATUS, SYMBOL, TYPE, QTY, PRICE (NPR), REM QTY, and VALUE. The table currently shows 'No records available.' and '0 - 0 of 0 items'.

8.2.2.2 Market (MKT) Order

- MKT order allows to buy/sell securities at the best price available at order time.
- If there is no counter available for MKT order at the time of order placement, it will be immediately cancelled.
- MKT orders can be partially matched if there is a counter but unmatched quantity will be immediately cancelled as well.

NEPSE: 1,202.18 (0.40/0.03%)
 SENSIND: 261.39 (0.01/0.00%)
 Active Sessions: CONTINUOUS(11:00:00-15:00:00)
 Turnover: 565,587,288.79
 Volume: 1,319,931

As of Tuesday, January 28, 2020 | ADBLADD(5) ▲ AIGPL117(0) <>

CONTINUOUS PRE-OPEN ODD LOT SPECIAL PRE-OPEN
 SELL BUY

PRODUCT TYPE: CNC
 ORDER TYPE: MKT LMT

CLIENT NAME / CODE: Sahaj Kumar Neupane
 CLIENT CODE: 2020011017

FATHER'S NAME: GRANDFATHER'S NAME: PAN:

INSTR: EQ SYMBOL: QTY: 0 PRICE (NPR): 0 VALIDITY: DAY VALID TILL: mm/dd/yyyy

CANCEL

Order Book

S.N	ACTION	STATUS	SYMBOL	TYPE	QTY	PRICE(NPR)	REM QTY	VALUE
No records available.								

0 - 0 of 0 Items

8.2.3 Order Validity

- Clients can decide the availability of their orders in the market which is called Validity of an Order.

8.2.3.1 Day Order

- Day Orders are cancelled if they are not matched till Market Close (3:00 PM).
- Remaining quantity of Partially-traded orders are also cancelled on Market Close.

NEPSE: 1,202.18 (0.40/0.03%) SENSIND: 261.39 (0.01/0.00%) Active Sessions: CONTINUOUS(11:00:00 - 15:00:00) Turnover: 599,395,836.79 Volume: 1,393,588 2020011017

As of Tuesday, January 29, 2020 ADDRESS: AKPL117(0)

CONTINUOUS PRE OPEN ODD LOT SPECIAL PRE OPEN SELL BUY

PRODUCT TYPE: CNC ORDER TYPE: MKT LMT CLIENT NAME / CODE: Sahaj Kumar Neupane CLIENT CODE: 2020011017 FATHER'S NAME GRANDFATHER'S NAME PAM

INST: EQ SYMBOL: QTY: 0 PRICE (NPR): 0 VALIDITY: DAY VALID TILL: mm/dd/yyyy

CANCEL

Order Book

S.N	ACTION	STATUS	SYMBOL	TYPE	QTY	PRICE(NPR)	REM QTY	VALUE
No records available.								

0 - 0 of 0 items

8.2.3.2 GTC Order

- GTC (Good Till Cancel) order is available in Market until it is matched or manually cancelled (by client).
- GTC orders are available in Market for 15 days, then system will automatically cancel that order.
- Partially Traded GTC orders are also carried forward for 15 days until they are matched or manually cancelled. After 15 days, unmatched quantity will be automatically cancelled.

NEPSE 1,202.18 (0.40/0.03%)
 SENSIND 261.39 (0.01/0.00%)
 Active Sessions: CONTINUOUS (11:00:00 - 15:00:00)
 Turnover: 542,753,642.75
 Volume: 1,523,609

As of Tuesday, January 28, 2020 | ADBL400(5) AKPL117(0)

CONTINUOUS PRE OPEN ODD LOT SPECIAL PRE OPEN
 SELL BUY

PRODUCT TYPE: CNC MKT LMT
 ORDER TYPE:
 CLIENT NAME / CODE: Sahaj Kumar Neupane
 CLIENT CODE: 2020011017
 FATHER'S NAME GRANDFATHER'S NAME PAN

INST: EQ
 SYMBOL:
 QTY: 0
 PRICE (NPR): 0
 VALIDITY: **GTC**
 VALID TILL: 02/12/2020

CANCEL

Order Book

S.N	ACTION	STATUS	SYMBOL	TYPE	QTY	PRICE(NPR)	REM QTY	VALUE
No records available.								

0 - 0 of 0 items

8.2.3.3 GTD Order

- Clients are allowed to define date for GTD (Good Till Date) orders.
- GTD orders are active till defined date (maximum of 21 days).
- If the order is not matched or manually cancelled (by client) till defined date, system will automatically cancel that order.
- Partially Traded GTD orders are also carried forward till defined date until they are matched or manually cancelled, if not system will automatically cancel unmatched quantity of that order.

NEPSE 1,202.18 (0.40/0.03%) SENSIND 261.39 (0.01/0.00%) Active Sessions CONTINUOUS(11:00:00 - 15:00:00) Turnover: 710,040,916.95 Volume: 1,731,637

As of Tuesday, January 20, 2020

ADBL400(S) ARPL117(O)

CONTINUOUS PRE OPEN ODD LOT SPECIAL PRE OPEN

SELL BUY

PRODUCT TYPE ORDER TYPE CLIENT NAME / CODE CLIENT CODE FATHER'S NAME GRANDFATHER'S NAME PAN

CNC MKT LMT Sanjay Kumar Neupane 2020011017

INST SYMBOL QTY PRICE (NPR) VALIDITY VALID TILL

EQ 0 0 GTD 02/11/2020

CANCEL

Order Book

S.N	ACTION	STATUS	SYMBOL	TYPE	QTY	PRICE(NPR)	REM QTY	VALUE
No records available.								

0 - 0 of 0 Items

8.2.3.4 AON Order

- AON Orders (All or None) need to be completely matched in one transaction or they do not match at all.
- An active AON order may trade with more than one order resulting in multiple trades.
- However, passive AON order has to be completely filled by one incoming active order for a trade to take place.
- An active AON order will be cancelled at Market Close if it is not traded.

NEPSE 1,203.68 (1.87/0.16%) SENSIND 261.89 (0.51/0.19%) Active Sessions CONTINUOUS(11:00:00 - 15:00:00) Turnover: 1,966,219,748.8 Volume: 4,402,101

As of Friday, January 31, 2020

January 31, 2020 02:37:28 PM

Search Menu/Submenu...

NEPSE TMS Dashboard
 My Information
 Fund Management
 Order Management
 Trade Management
 Market Data
 Broker Back Office

CONTINUOUS PRE OPEN ODD LOT SPECIAL PRE OPEN

SELL BUY

PRODUCT TYPE ORDER TYPE CLIENT NAME / CODE CLIENT CODE FATHER'S NAME GRANDFATHER'S NAME PAN

CNC MKT LMT Sunish Kumar Prasadati 2020011016

INST SYMBOL QTY PRICE (NPR) VALIDITY VALID TILL

EQ 0 0 AON mm/dd/yyyy

CANCEL

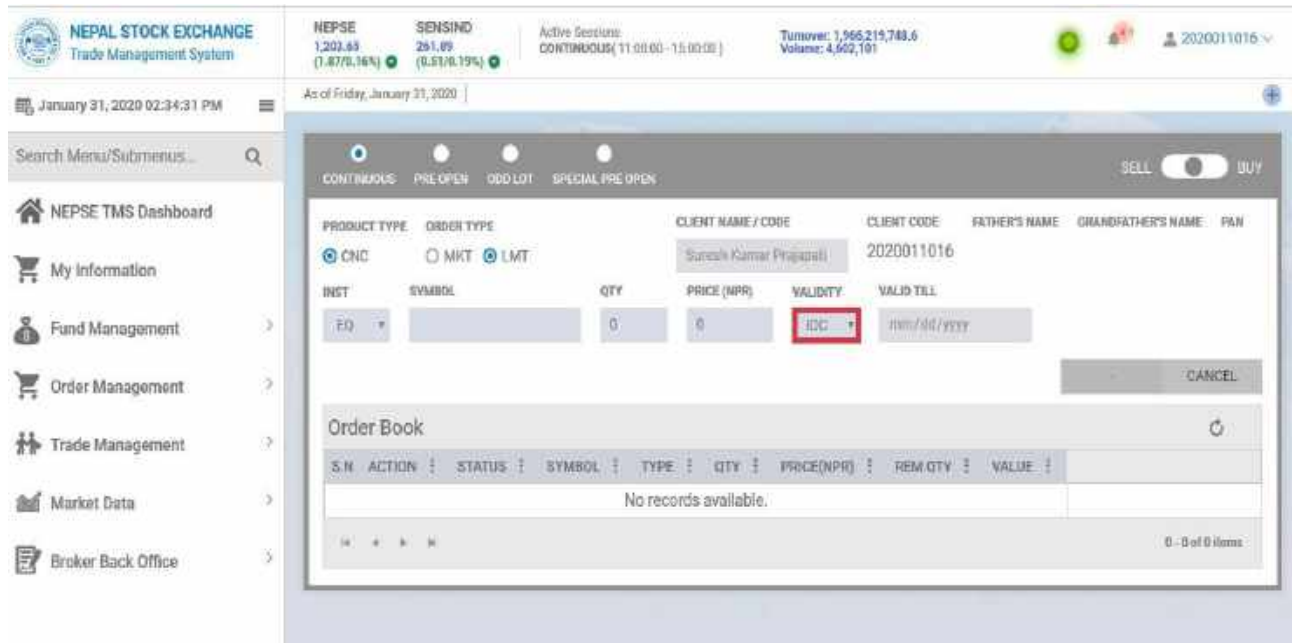
Order Book

S.N	ACTION	STATUS	SYMBOL	TYPE	QTY	PRICE(NPR)	REM QTY	VALUE
No records available.								

0 - 0 of 0 Items

8.2.3.5 IOC Order

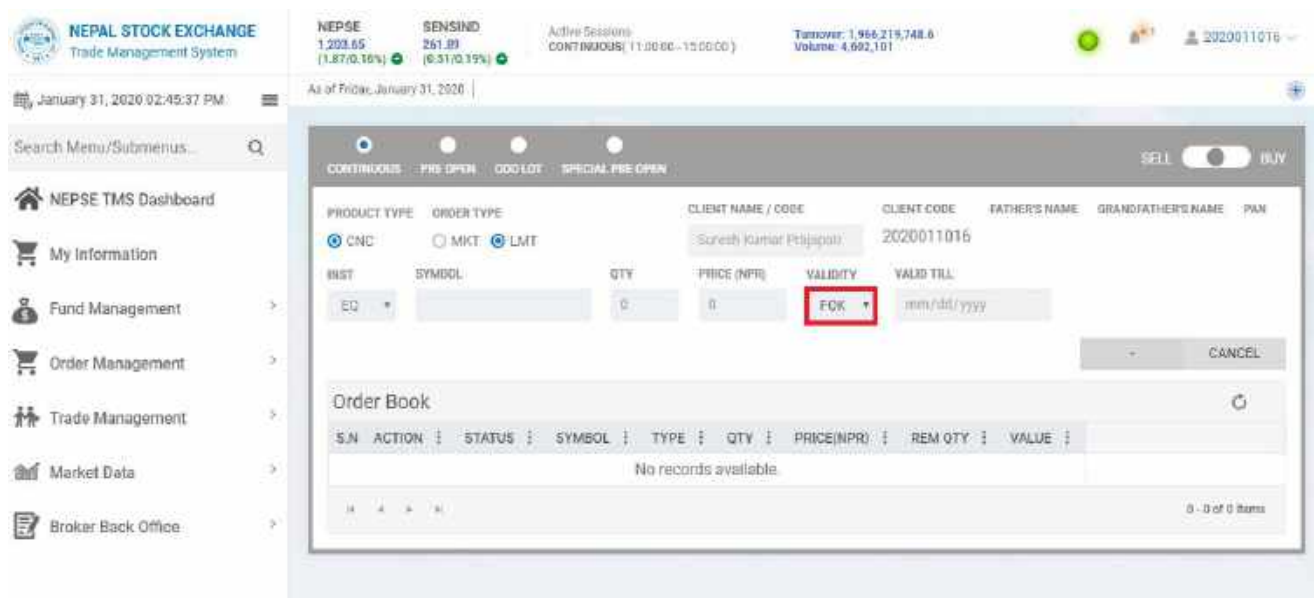
- Immediate or Cancel (IOC) orders should be matched as soon as it is placed.
- Partial match is possible for IOC orders & remaining quantity will be immediately cancelled.



The screenshot shows the 'Nepal Stock Exchange Trade Management System' interface. At the top, there are market statistics for NEPSE (1,203.65, +1.87%) and SENSIND (261.89, +0.31%). The active session is 'CONTINUOUS (11:00:00 - 15:00:00)'. The user's account information is displayed as '2020011016'. The main form is for placing an order, with the 'VALIDITY' dropdown menu set to 'IOC' (highlighted with a red box). The 'ORDER TYPE' is set to 'LMT'. Below the form is an 'Order Book' table which is currently empty, showing 'No records available.' The interface also includes a sidebar with navigation options like 'NEPSE TMS Dashboard', 'My Information', 'Fund Management', 'Order Management', 'Trade Management', 'Market Data', and 'Broker Back Office'.

8.2.3.6 FOK Order

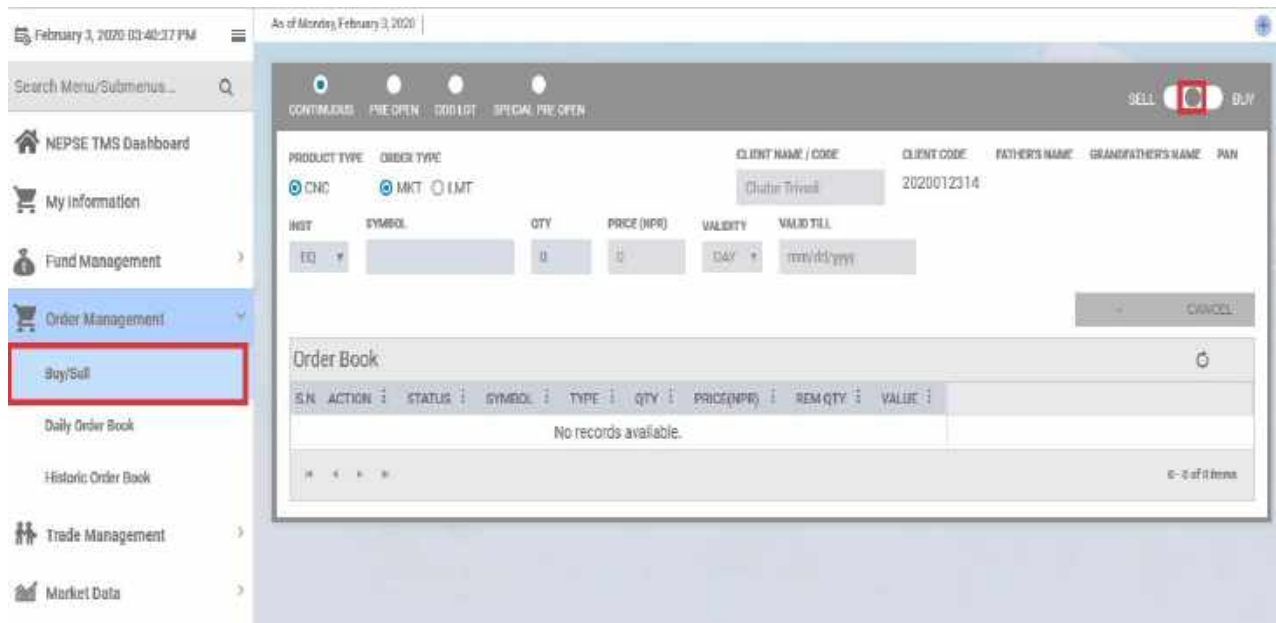
- FOK (Fill or Kill) orders are executed immediately and completely or not at all.
- The order gets matched if the counter order is already placed. Else the order gets cancelled immediately.
- Failure to match entire quantity upon immediate submission to the market causes the system to cancel the order in its entirety.



This screenshot is similar to the previous one, showing the same market statistics and user information. In this instance, the 'VALIDITY' dropdown menu is set to 'FOK' (highlighted with a red box). The 'ORDER TYPE' remains 'LMT'. The 'Order Book' table is also empty, displaying 'No records available.' The overall layout and navigation sidebar are consistent with the previous screenshot.

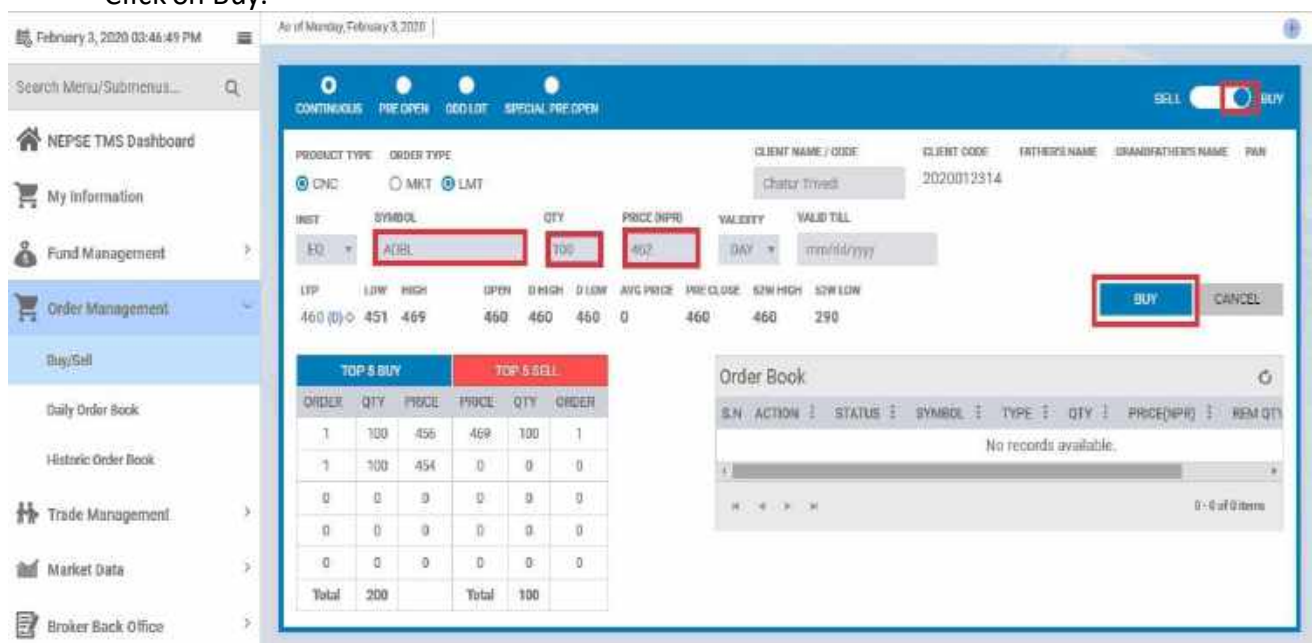
8.3 Order Placement

- Navigate to Order Management- > Buy/Sell.
- At top right of Buy/Sell screen, we have implemented three state Buy/Sell button. You have to toggle right for Buy (Blue coded) and toggle left for sell (Red coded). By default, the button will remain neutral in the middle.



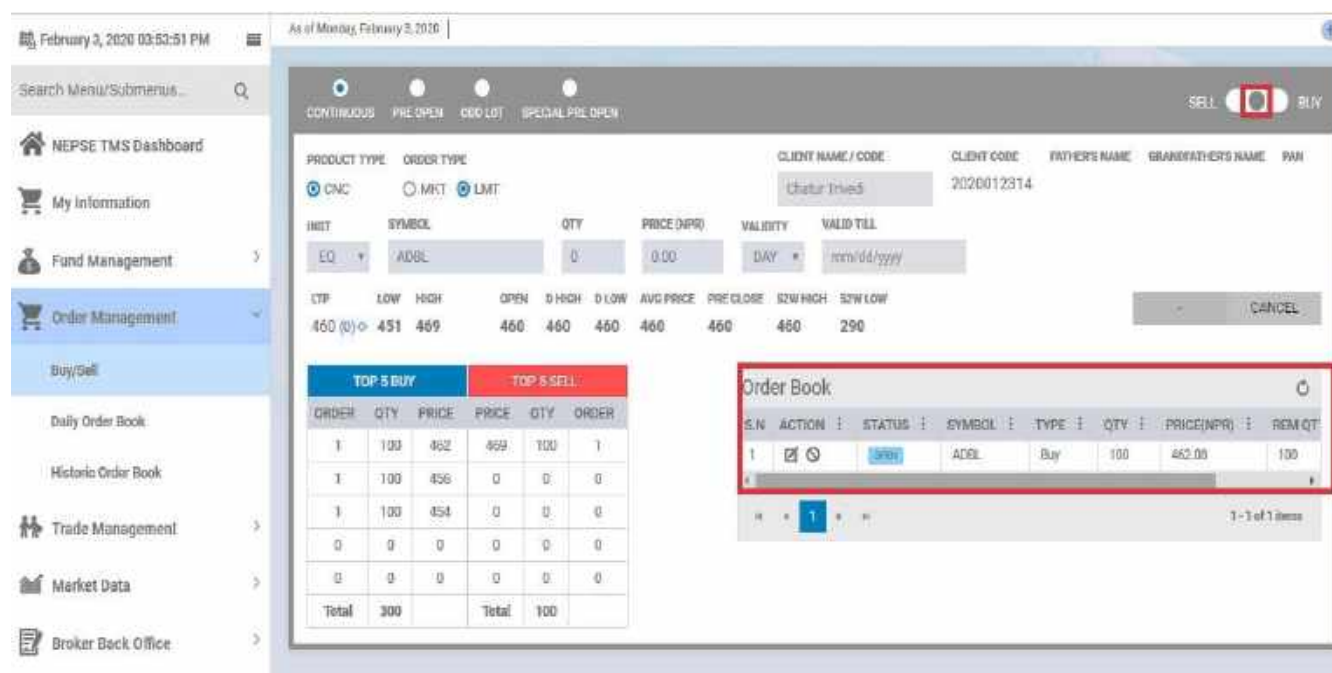
8.3.1 New Order

- To place Buy order, toggle Buy/Sell button to left. Select Security, price & quantity. Click on Buy.



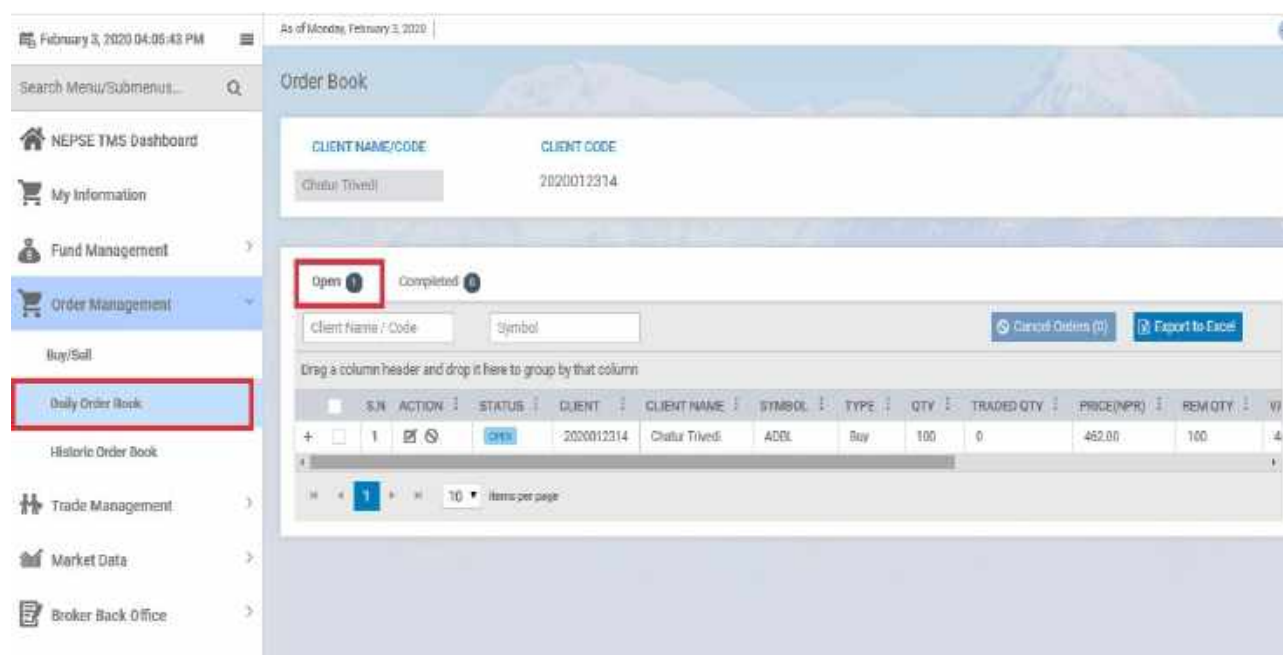
Note: Order price should be placed in 2% range of Last Traded Price. Clients can view TOP 5 BUY and TOP 5 SELL for respective security in Buy/Sell Screen as well.

- Once the order is successfully placed, you can view order in Order Book in bottom right of same screen. The status will be open until it is traded or cancelled.
- Once the order is successfully placed, either it's a buy or sell, the button will return to Neutral.



The screenshot shows the 'Order Management' screen. On the left is a navigation menu with 'Order Management' selected. The main area displays order details for 'Chatur Tribe5' with a client code of '2020012314'. The order type is 'LMT' and the symbol is 'ADBL'. Below this, there are two tables: 'TOP 5 BUY' and 'TOP 5 SELL'. The 'TOP 5 BUY' table shows five orders with a total quantity of 300. The 'TOP 5 SELL' table shows five orders with a total quantity of 100. On the right side, the 'Order Book' is visible, showing a single order with status 'Open', symbol 'ADBL', type 'Buy', quantity 100, and price 462.00. The 'BUY' button is highlighted in red.

- You can also view order in Daily Order Book. Navigate to Order Management- > Daily Order Book.



The screenshot shows the 'Daily Order Book' screen. The navigation menu on the left has 'Daily Order Book' highlighted in red. The main area displays the 'Order Book' for 'Chatur Tribe5' with client code '2020012314'. At the top, there are buttons for 'Open' (highlighted in red) and 'Completed'. Below these are search fields for 'Client Name / Code' and 'Symbol'. A table below shows the order details with columns for S.N, ACTION, STATUS, CLIENT, CLIENT NAME, SYMBOL, TYPE, QTY, TRADED QTY, PRICE(NPR), REM QTY, and VI. The table contains one row with status 'Open', quantity 100, and price 462.00. The 'BUY' button is highlighted in blue.

- Open and Partially traded orders are shown in Open tab and completely traded and cancelled order are shown in Completed tab of Daily Order Book.

Order Book

CLIENT NAME/CODE: Chatur Trivedi CLIENT CODE: 2020012314

Open **3** Completed **1**

Client Name / Code: Symbol: Cancel Orders (0) Export to Excel

Drag a column header and drop it here to group by that column

S.N	ACTION	STATUS	CLIENT	CLIENT NAME	SYMBOL	TYPE	QTY	TRADED QTY	PRICE(NPR)	REM QTY	VALUE	EXCHANGE ORDER
1		PARTIALLY TRADED	2020012314	Chatur Trivedi	SKBBL	Buy	100	50	956.00	50	95,600.00	2020020401000001
2		OPEN	2020012314	Chatur Trivedi	API	Sell	50	0	106.00	50	5,300.00	2020020401000004
3		OPEN	2020012314	Chatur Trivedi	ADBL	Buy	100	0	452.00	100	45,200.00	2020020401000003

Items per page: 10

Order Book

CLIENT NAME/CODE: Chatur Trivedi CLIENT CODE: 2020012314

Open **3** Completed **3**

Client Name / Code: Symbol: Cancel Orders (0) Export to Excel

Drag a column header and drop it here to group by that column

S.N	STATUS	CLIENT	CLIENT NAME	SYMBOL	TYPE	QTY	TRADED QTY	PRICE(NPR)	REM QTY	VALUE	EXCHANGE ORDER ID	ORDER TIME
1	CANCELLED	2020012314	Chatur Trivedi	NTC	Buy	10	0	770.00	10	7,700.00	2020020401000011	2020-02-04 12:04
2	CANCELLED	2020012314	Chatur Trivedi	BARUN	Sell	100	100	94.00	0	9,400.00	2020020401000010	2020-02-04 12:00
3	COMPLETED	2020012314	Chatur Trivedi	CBBL	Buy	100	100	990.00	0	99,000.00	2020020401000007	2020-02-04 12:52

Items per page: 10

- If you scroll right of each order either it's open/partially-traded/cancelled or completed, you can see Exchange Order ID that uniquely identifies that order. Also, you can see Order Time and the user who placed that order.

Order Book

CLIENT NAME/CODE: Chatur Trivedi CLIENT CODE: 2020012314

Open 3 Completed 3


Client Name / Code: Symbol: Cancel Orders (0) Export to Excel

Drag a column header and drop it here to group by that column

ME	SYMBOL	TYPE	QTY	TRADED QTY	PRICE(NPR)	REM QTY	VALUE	EXCHANGE ORDER ID	ORDER TIME	ORDER PLACED BY
di	SKBBL	Buy	100	50	956.00	50	95,600.00	2020020401000005	2020-02-04 11:58:23	Chatur Trivedi
di	API	Sell	50	0	106.00	50	5,300.00	2020020401000004	2020-02-04 11:57:55	Chatur Trivedi
di	ADBL	Buy	100	0	462.00	100	46,200.00	2020020401000003	2020-02-04 11:40:43	Chatur Trivedi

10 items per page

8.3.2 Order Modification

- Client can modify Open and Partially-Traded orders. Only quantity, price and validity of order can be modified.
- Order modification can be initiated from both Buy/Sell screen and Daily Order Book. Click on modify icon  adjacent to order you want to modify.

February 4, 2020 12:15:35 PM As of Tuesday, February 4, 2020

Search Menu/Submenus

- NEPSE TMS Dashboard
- My Information
- Fund Management
- Order Management
 - Buy/Sell
 - Daily Order Book
 - Historic Order Book
- Trade Management
- Market Data

CONTINUOUS PRE OPEN ODD LOT SPECIAL PRE OPEN SELL BUY

PRODUCT TYPE ORDER TYPE CLIENT NAME / CODE CLIENT CODE FATHER'S NAME GRAND FATHER'S NAME PAN







CNC MKT LMT Chatur Trivedi 2020012314

INST SYMBOL QTY PRICE (NPR) VALIDITY VALID TILL

EQ 0 0 DAY mm/dd/yyyy

CANCEL

Order Book

S.N	ACTION	STATUS	SYMBOL	TYPE	QTY	PRICE(NPR)	REM QTY	VALUE	
1			PARTIALLY TRADED	SKBBL	Buy	100	956.00	50	95,600.00
2			OPEN	API	Sell	50	106.00	50	5,300.00
3			OPEN	ADBL	Buy	100	462.00	100	46,200.00

1 - 3 of 3 items

- Once clicked on Modify, Buy/Sell screen returns to order placement mode with all existing details of modify requested order.



February 4, 2020 12:18:50 PM

As of Tuesday, February 4, 2020

SEARCH MENU/SUBMENUS...

NEPSE TMS Dashboard

My Information

Fund Management

Order Management

Buy/Sell

Daily Order Book

Historic Order Book

Trade Management

Market Data

Broker Back Office

CONTINUOUS PRE-OPEN COB-LIT SPECIAL-RE-OPEN

SELL BUY

PRODUCT TYPE: CNC ORDER TYPE: LMT

CLIENT NAME / CODE: Chatur Trivedi CLIENT CODE: 2020012314

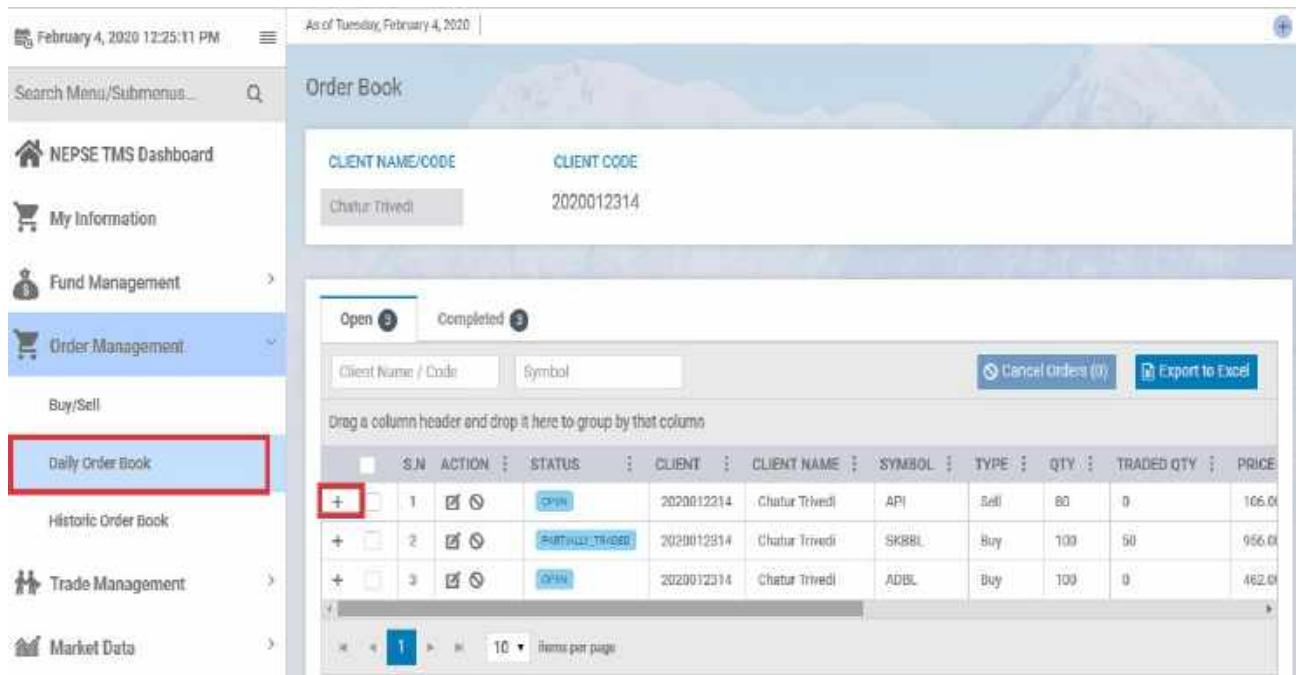
BEST SYMBOL: API QTY: 50 PRICE (NPR): 106 VALIDITY: DAY VALUE TEL: mm/dd/yyyy

LTP	LOW	HIGH	TRADED QTY	TOTAL ORDER QTY	OPEN	D HIGH	D LOW	AVG PRICE	PRE CLOSE	52W HIGH	52W LOW
105	103	107	0	50	105	105	105	105	105	178	102

TOP 5 BUY			TOP 5 SELL		
ORDER	QTY	PRICE	PRICE	QTY	ORDER
0	0	0	106	50	1
0	0	0	0	0	0
0	0	0	0	0	0
0	0	0	0	0	0
0	0	0	0	0	0
Total	0		Total	50	

S.N	ACTION	STATUS	SYMBOL	TYPE	QTY	PRICE (NPR)	TR
1		PARTIALLY TRADED	SKBBL	Buy	100	956.00	5
2		OPEN	API	Sell	50	106.00	5
3		OPEN	ADBL	Buy	100	462.00	11

- Make modification and click on Buy/Sell. In case of Partially-Traded order, modification will only be applicable to remaining quantity yet to be traded.
- To view details of each modification (in case of multiple modification), Navigate to Daily Order Book. Click on "+" icon adjacent to modified order.



February 4, 2020 12:25:11 PM

As of Tuesday, February 4, 2020

SEARCH MENU/SUBMENUS...

NEPSE TMS Dashboard

My Information

Fund Management

Order Management

Buy/Sell

Daily Order Book

Historic Order Book

Trade Management

Market Data

Order Book

CLIENT NAME/CODE: Chatur Trivedi CLIENT CODE: 2020012314

Open 3 Completed 3

Client Name / Code: Symbol: Cancel Order(s) Export to Excel

Drag a column header and drop it here to group by that column

S.N	ACTION	STATUS	CLIENT	CLIENT NAME	SYMBOL	TYPE	QTY	TRADED QTY	PRICE
1	+	OPEN	2020012314	Chatur Trivedi	API	Sell	50	0	106.00
2	+	PARTIALLY TRADED	2020012314	Chatur Trivedi	SKBBL	Buy	100	50	956.00
3	+	OPEN	2020012314	Chatur Trivedi	ADBL	Buy	100	0	462.00

10 items per page

- Details of each order modification is displayed with in Order Detail tab.


SEQUENCE	QUANTITY	PRICE	ORDER TYPE	PRODUCT
1	50	106	LMT	CNC
2	90	106	LMT	CNC
3	60	106	LMT	CNC
4	80	106	LMT	CNC

- If you scroll right on the same, you can view status of each modification and user as well.

PRODUCT	VALIDITY	STATUS	REJECTION REASON	ORDER BY
CNC	DAY	CANCELLED		Chatur Trivedi
CNC	DAY	CANCELLED		Chatur Trivedi
CNC	OTC	CANCELLED		Chatur Trivedi
CNC	OTC	OPEN		Chatur Trivedi

Note: Only last modification is termed as open in market & remaining as cancelled.

8.3.3 Order Cancellation

- Client can cancel Open and Partially-Traded orders. In case of Open orders, the entire order is cancelled while in partially traded orders, only remaining quantity of that order is cancelled.
- Order cancellation can be initiated from both Buy/Sell screen and Daily Order Book. Click on cancel icon  adjacent to order you want to cancel.



- In Order Cancellation pop-up, click on “Yes” to confirm cancellation. Once confirmed, respective order will be cancelled and confirmation message is displayed at top right of Buy/Sell screen.



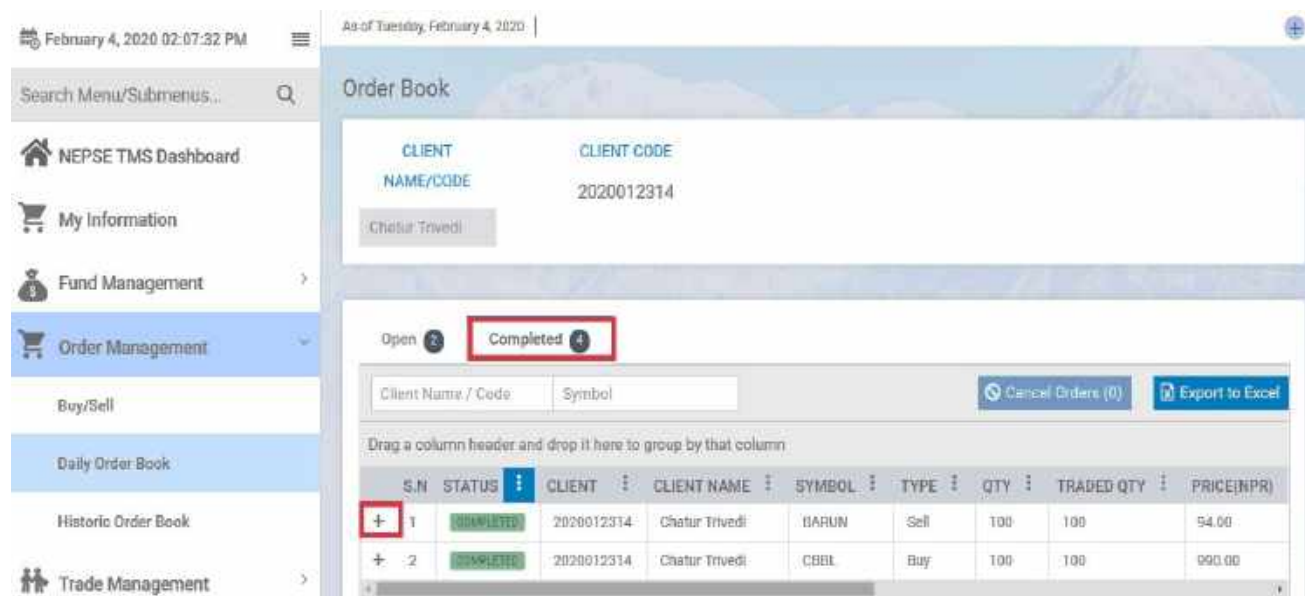
- Cancelled orders are displayed in Completed tab of Daily Order Book as shown in fig:

8.4 Trade Details

- Once the order is matched, it becomes a trade. Orders can be partially traded or completely.

8.4.1 Completely Traded

- Once the order is completely traded, it will no longer be available in Order Book in Buy/Sell screen. It will be displayed in Completed tab of Daily Order Book. To view trade details, click on “+” Icon adjacent to completed order.



February 4, 2020 02:07:32 PM | As of Tuesday, February 4, 2020

Search Menu/Submenus... Q

Order Book

CLIENT NAME/CODE: Chatur Trivedi | CLIENT CODE: 2020012314

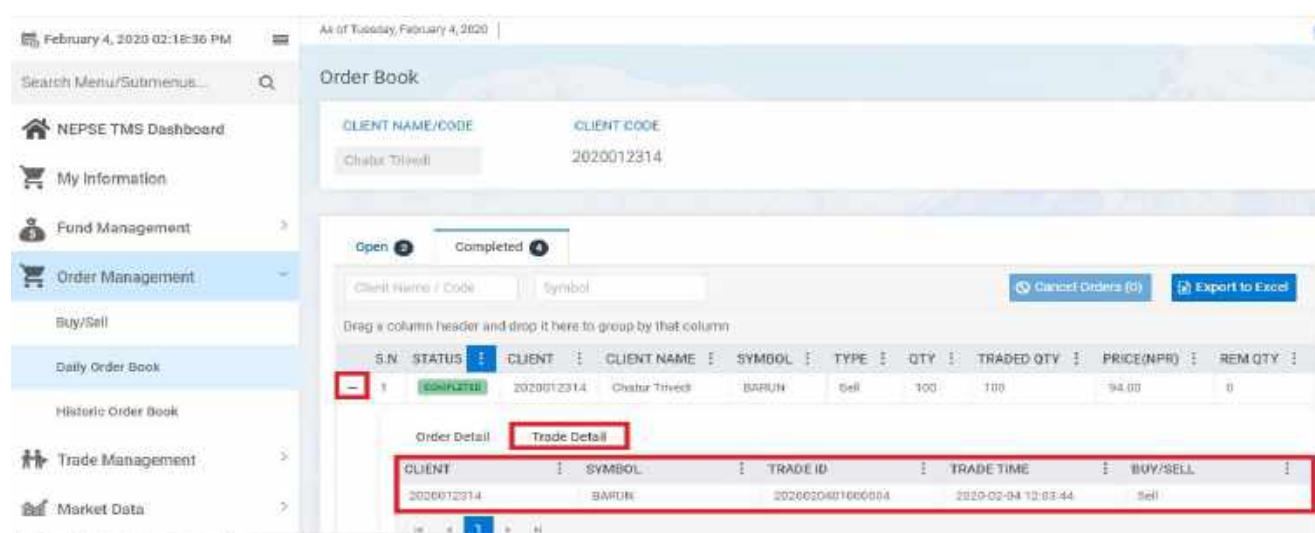
Open 2 | **Completed 4**

Client Name / Code: Symbol: Cancel Orders (0) Export to Excel

Drag a column header and drop it here to group by that column

S.N	STATUS	CLIENT	CLIENT NAME	SYMBOL	TYPE	QTY	TRADED QTY	PRICE(NPR)
+ 1	COMPLETED	2020012314	Chatur Trivedi	BARUN	Sell	100	100	94.00
+ 2	COMPLETED	2020012314	Chatur Trivedi	CBBL	Buy	100	100	990.00

- Go to Trade Detail tab. You can view Trade id, traded quantity, Buy/Sell.



February 4, 2020 02:18:36 PM | As of Tuesday, February 4, 2020

Search Menu/Submenus... Q

Order Book

CLIENT NAME/CODE: Chatur Trivedi | CLIENT CODE: 2020012314

Open 2 | **Completed 4**

Client Name / Code: Symbol: Cancel Orders (0) Export to Excel

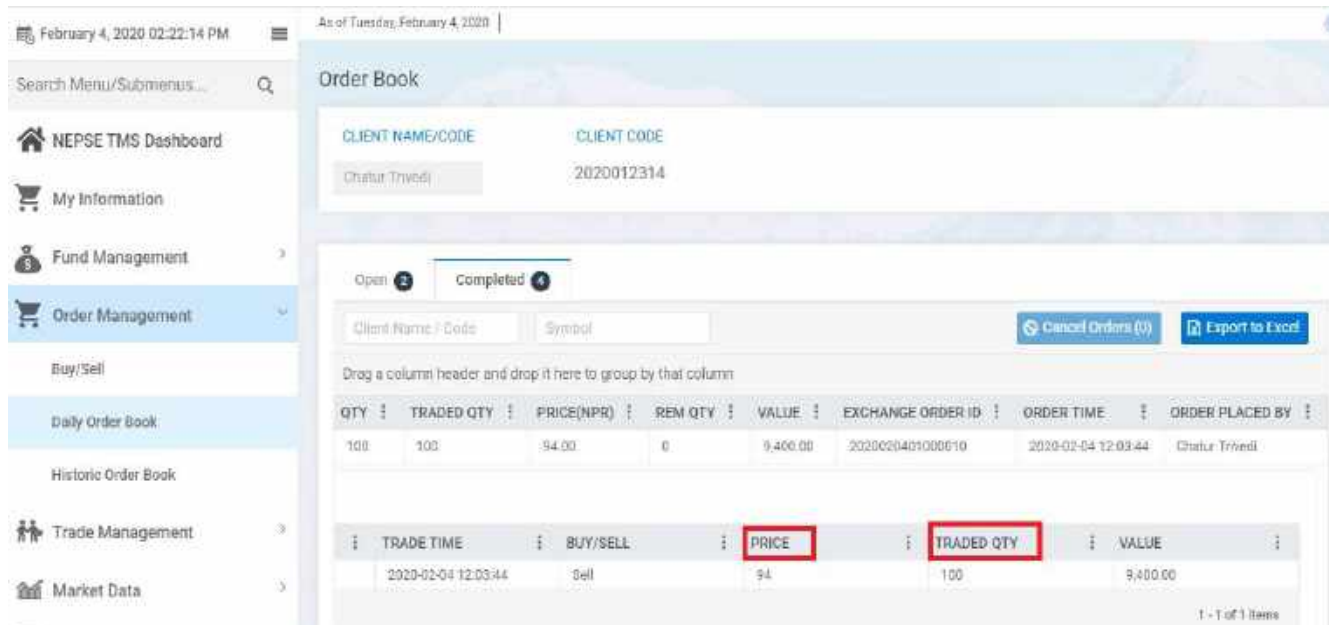
Drag a column header and drop it here to group by that column

S.N	STATUS	CLIENT	CLIENT NAME	SYMBOL	TYPE	QTY	TRADED QTY	PRICE(NPR)	REM QTY
- 1	COMPLETED	2020012314	Chatur Trivedi	BARUN	Sell	100	100	94.00	0

Order Detail | **Trade Detail**

CLIENT	SYMBOL	TRADE ID	TRADE TIME	BUY/SELL
2020012314	BARUN	2020020401000004	2020-02-04 12:03:44	Sell

- If you scroll to your right on the same, you can view trade price and trade quantity as well.



February 4, 2020 02:22:14 PM | As of Tuesday, February 4, 2020

Search Menu/Submenus... Q

Order Book

CLIENT NAME/CODE: Chatur Trivedi | CLIENT CODE: 2020012314

Open 2 | Completed 4

Client Name / Code: | Symbol: | Cancel Orders (0) | Export to Excel

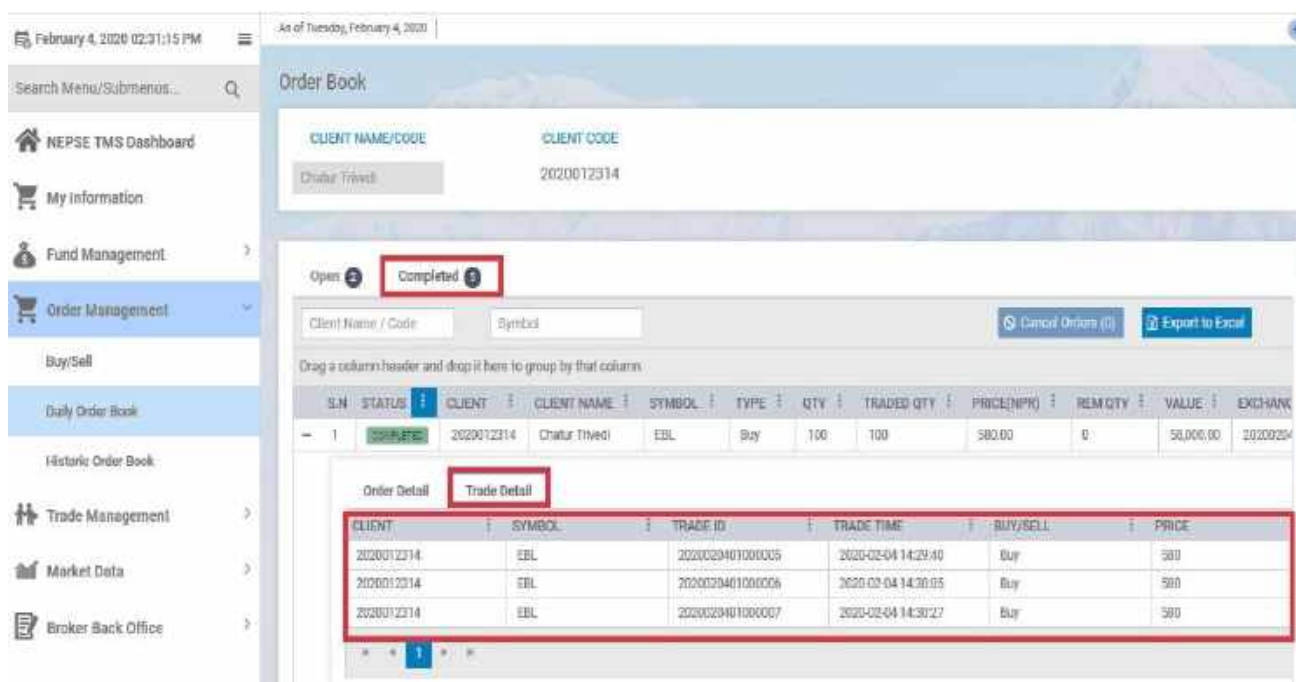
Drag a column header and drop it here to group by that column

QTY	TRADED QTY	PRICE(NPR)	REM QTY	VALUE	EXCHANGE ORDER ID	ORDER TIME	ORDER PLACED BY
100	100	94.00	0	9,400.00	2020020401000010	2020-02-04 12:03:44	Chatur Trivedi

TRADE TIME	BUY/SELL	PRICE	TRADED QTY	VALUE
2020-02-04 12:03:44	Sell	94	100	9,400.00

1 - 1 of 1 Items

- If an order is traded with multiple orders resulting in multiple trades then details of all trades are available in Trade Detail.



February 4, 2020 02:31:15 PM | As of Tuesday, February 4, 2020

Search Menu/Submenus... Q

Order Book

CLIENT NAME/CODE: Chatur Trivedi | CLIENT CODE: 2020012314

Open 2 | Completed 5

Client Name / Code: | Symbol: | Cancel Orders (0) | Export to Excel

Drag a column header and drop it here to group by that column

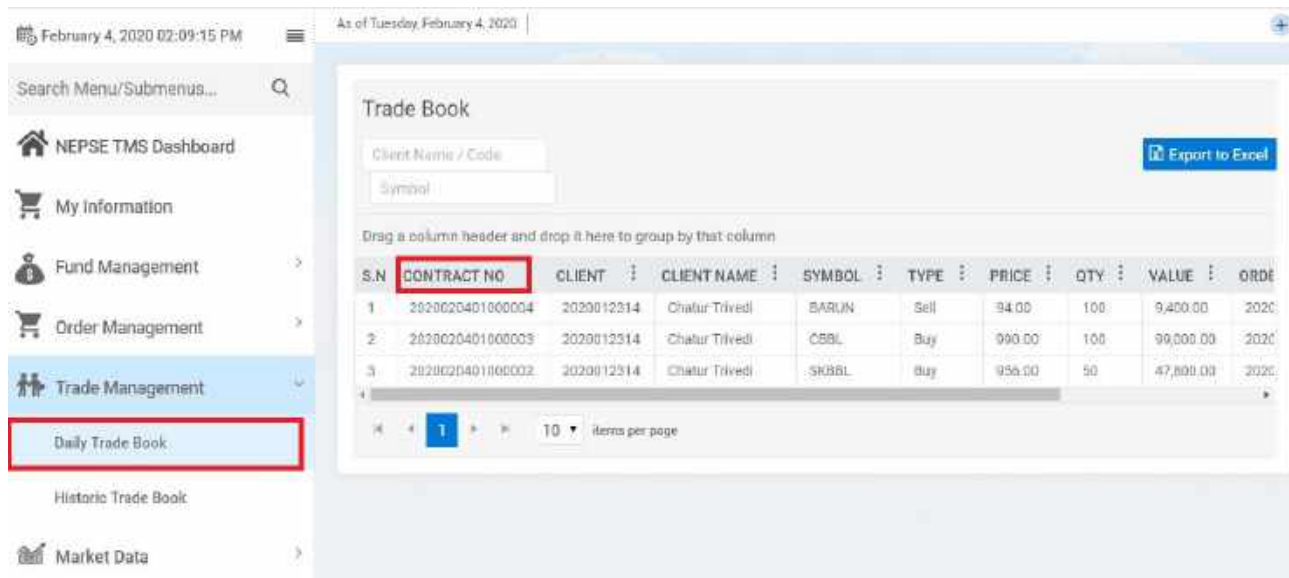
S.N	STATUS	CLIENT	CLIENT NAME	SYMBOL	TYPE	QTY	TRADED QTY	PRICE(NPR)	REM QTY	VALUE	EXCHANGE
1	COMPLETE	2020012314	Chatur Trivedi	EBL	Buy	100	100	50.00	0	50,000.00	20200204

Order Detail | Trade Detail

CLIENT	SYMBOL	TRADE ID	TRADE TIME	BUY/SELL	PRICE
2020012314	EBL	2020020401000005	2020-02-04 14:29:40	Buy	50
2020012314	EBL	2020020401000006	2020-02-04 14:30:05	Buy	50
2020012314	EBL	2020020401000007	2020-02-04 14:30:27	Buy	50

Note: In this case, each trade will have unique Trade ID. Trade Price and Quantity of trades may be same or different depending upon respective trades.

- Trades are also available in Daily Trade Book. Navigate to Trade Management- > Daily Trade Book. Each trade has its unique contract no. which it shares with other side of trade (Buy and Sell).



February 4, 2020 02:09:15 PM | As of Tuesday, February 4, 2020

Search Menu/Submenus...

Client Name / Code

Symbol

Export to Excel

Drag a column header and drop it here to group by that column

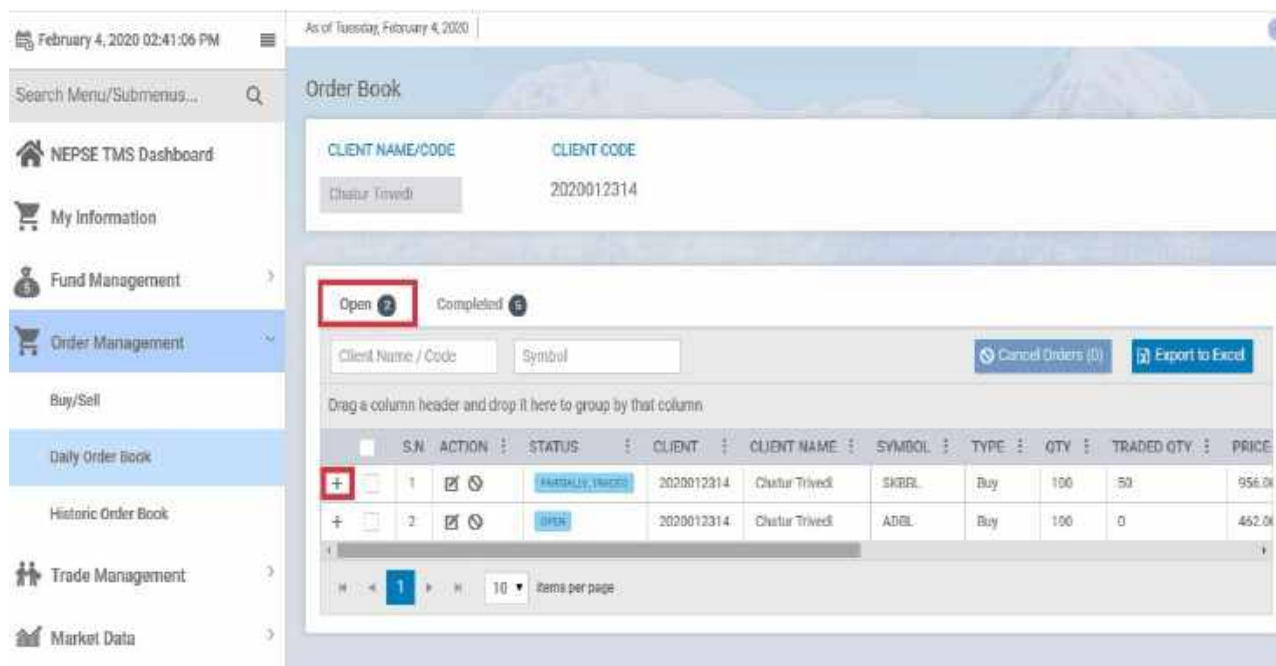
S.N	CONTRACT NO	CLIENT	CLIENT NAME	SYMBOL	TYPE	PRICE	QTY	VALUE	ORDER
1	2020020401000004	2020012314	Chatur Trivedi	BARUN	Sell	94.00	100	9,400.00	2020
2	2020020401000003	2020012314	Chatur Trivedi	CBBL	Buy	990.00	100	99,000.00	2020
3	2020020401000002	2020012314	Chatur Trivedi	SRBBL	Buy	956.00	50	47,800.00	2020

10 items per page

- If an order is traded with multiple orders resulting in multiple trades, all trades will have separate entry in Trade Book with their unique Trade id.

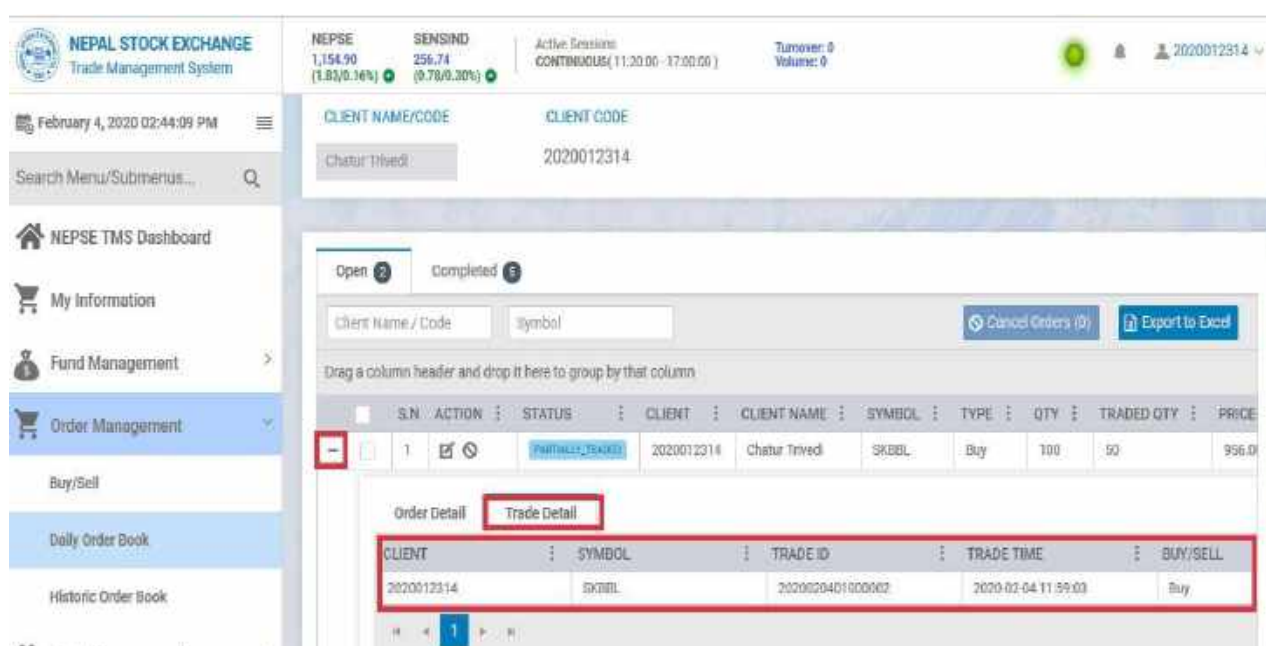
8.4.2 Partially-Traded

- Partially-Traded Order are available in Order Book of Buy/Sell. It is also available in Open tab of Daily Order Book.
- To view Trade details, click on “+” adjacent to Partially-Traded order in Daily Order Book.



S.N.	ACTION	STATUS	CLIENT	CLIENT NAME	SYMBOL	TYPE	QTY	TRADED QTY	PRICE
1		PARTIALLY_TRADED	2020012314	Chatur Trivedi	SKIBL	Buy	100	50	956.00
2		OPEN	2020012314	Chatur Trivedi	ADEL	Buy	100	0	462.00

- Go to Trade detail tab. You can view all trade details of this order. You have scroll right to view more details of this trade.



CLIENT	SYMBOL	TRADE ID	TRADE TIME	BUY/SELL
2020012314	SKIBL	2020020401000002	2020-02-04 11:59:03	Buy

- This particular trade will have entry in Trade Book for the quantity it has been traded.
- If Partially-Traded Order has been traded with multiple orders resulting multiple trades then details of all trades are available in Trade Detail as shown in fig:
- Once entire quantity is traded, Partially-Traded becomes completed.

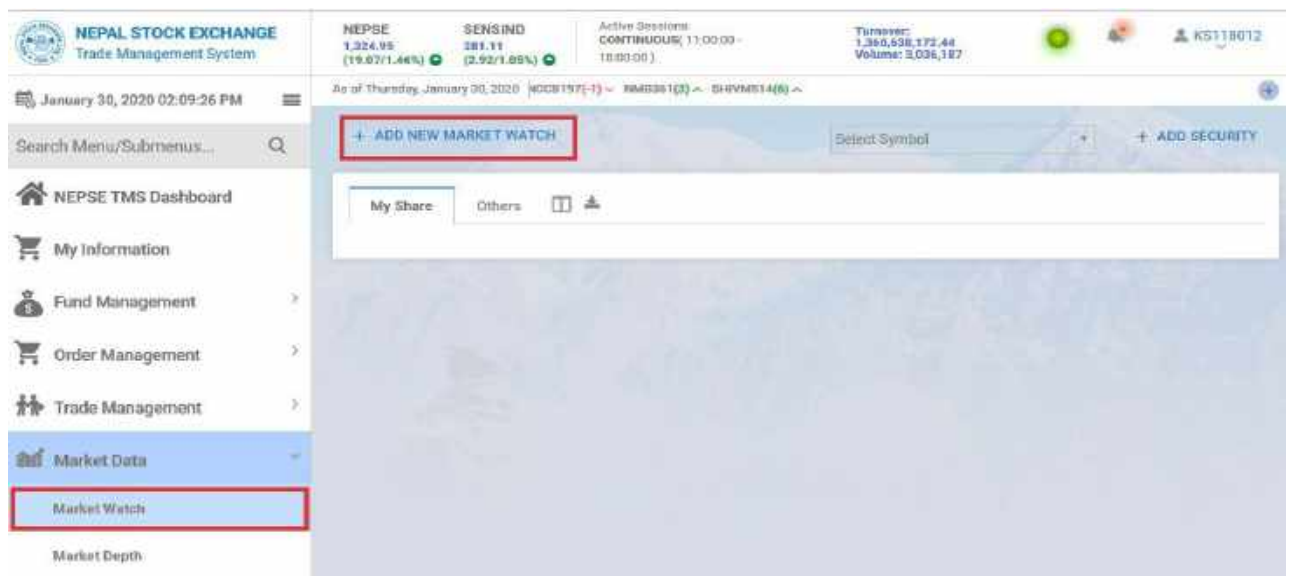
9 Market Watch

9.1 Market Watch

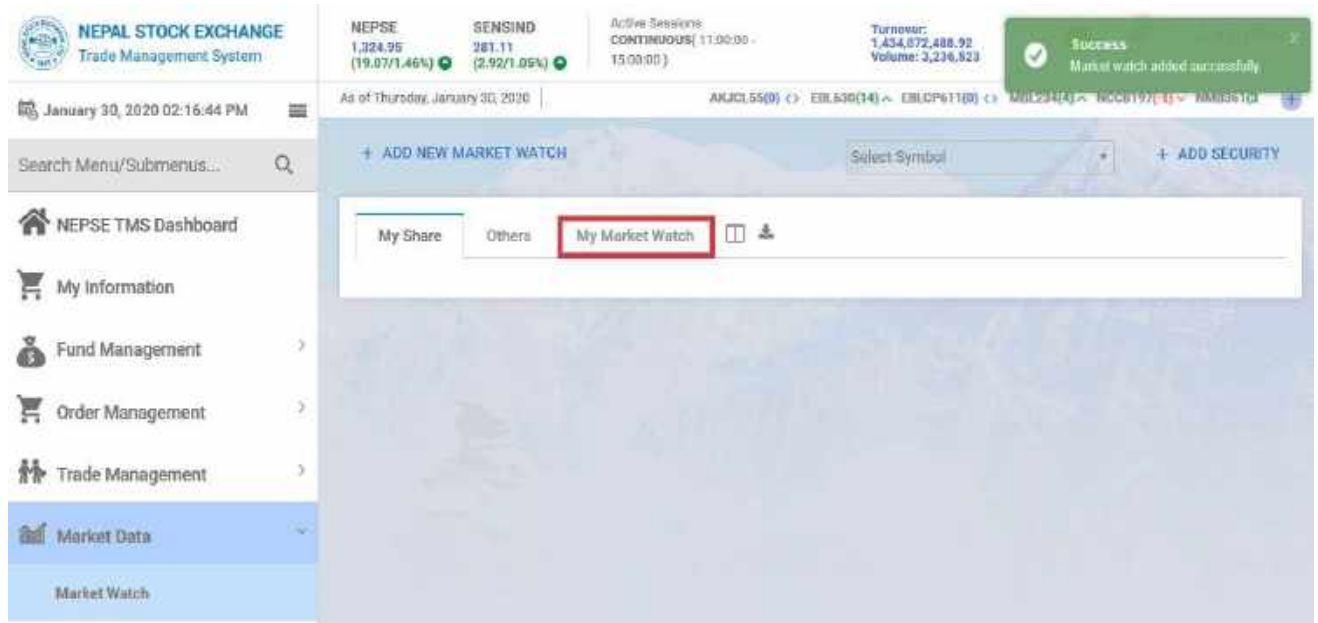
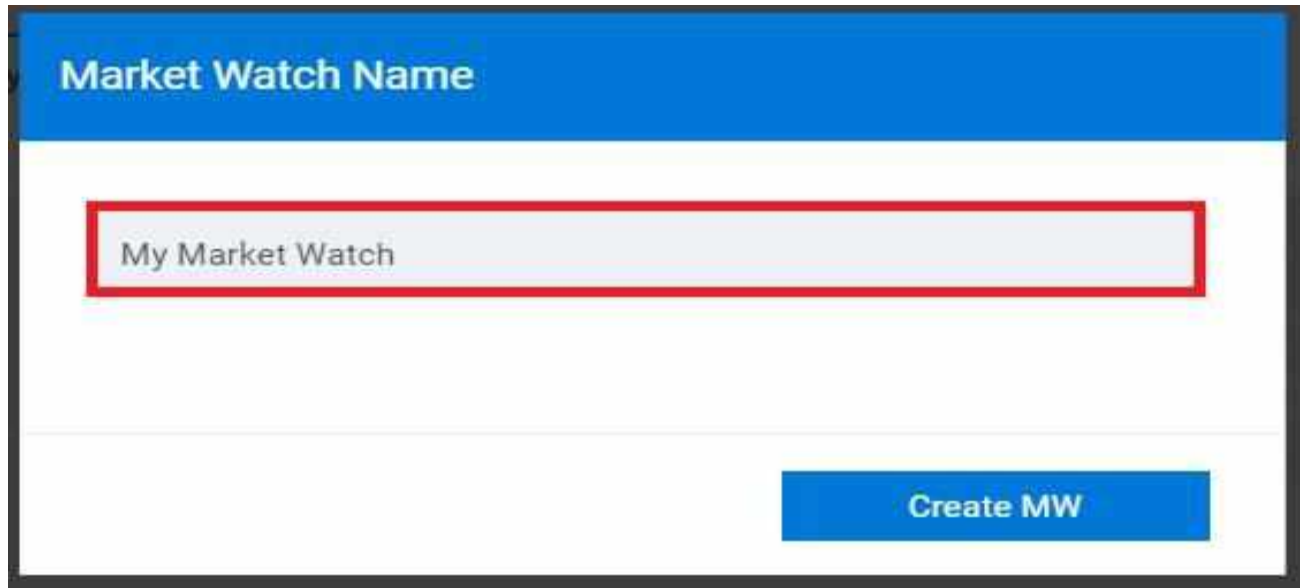
Market Watch allows client to watch and monitor market statistics of respective security added to the watch. For each security in Market watch, market information is dynamically updated on real time. Users have to create their own market watch and add securities of their choice.

9.1.1 Create Market Watch


- Navigate to Market Data -> Market Watch
- To add new market watch, click on “+ ADD NEW MARKET WATCH”.



- Enter Market Watch Name and click on “Create MW”.



- Once Market Watch is successfully created, add securities of your choice. Select Security Symbol from "Select Symbol" list and click on "+ ADD SECURITY".



- Selected security will be added to Market Watch.



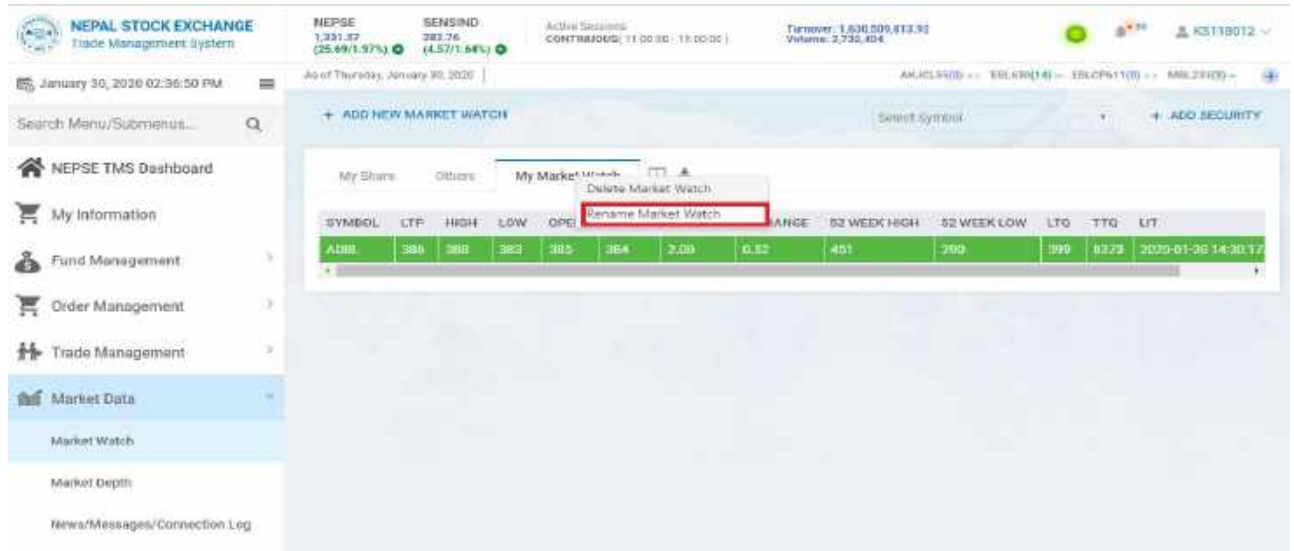
SYMBOL	LTP	HIGH	LOW	OPEN	CLOSE	CHANGE	% CHANGE	52 WEEK HIGH	52 WEEK LOW	LTO	TTO	LIT
ADBL	386	388	383	385	384	2.00	0.52	461	290	101	7974	2020-01-30 14:27:26.432846090

- If you have multiple Market Watch, first select Market watch you wish to add security for then select symbol and click on “+ Add Security”.

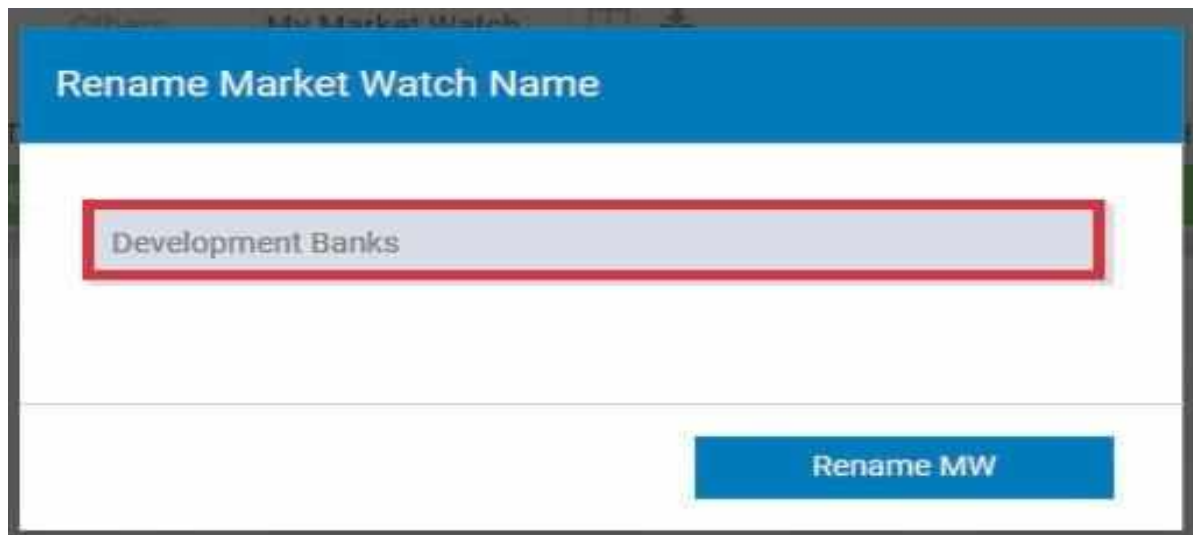
NOTE: You can create as many as three Market Watch and add maximum of 25 securities in each Market Watch.

9.1.2 Rename Market Watch

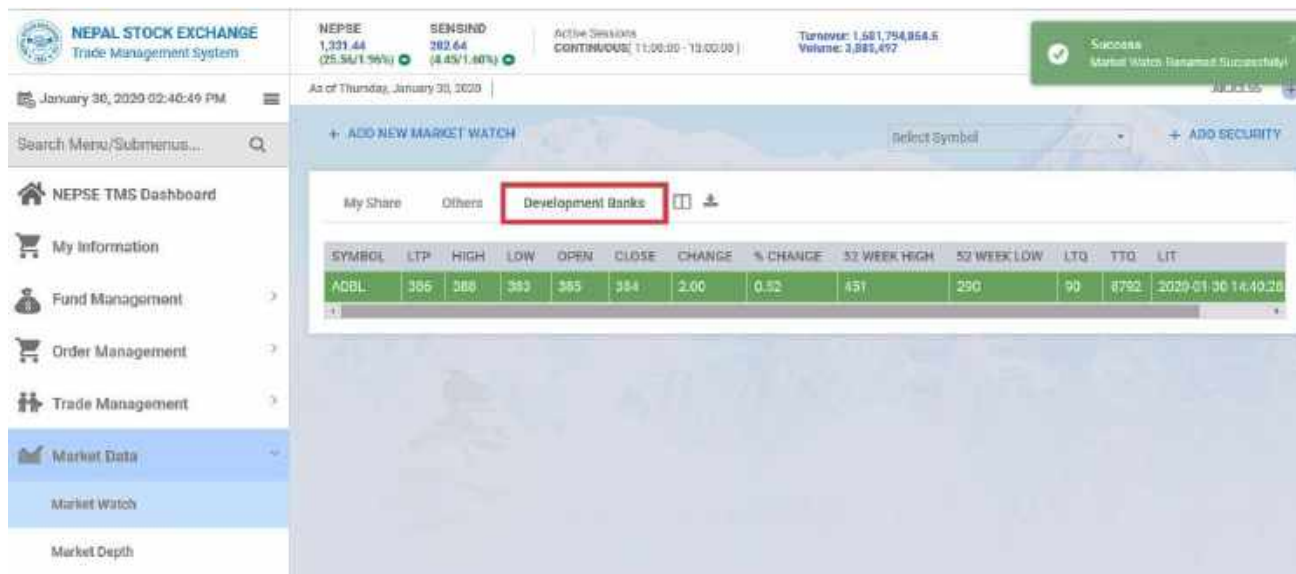
- To rename existing Market Watch, right click on Market Watch name and click on “Rename Market Watch”.



- Enter new name and click on “Rename MW”.



- Market Watch will be successfully renamed.



NEPSE 1,321.44 (25.34/1.96%) SENSEX 282.64 (4.45/1.60%) Active Sessions CONTINUOUS (11:00:00 - 13:00:00) Turnover: 1,681,754,854.5 Volume: 3,885,492

January 30, 2020 02:40:49 PM

Search Menu/Submenus...

NEPSE TMS Dashboard

My Information

Fund Management

Order Management

Trade Management

Market Data

Market Watch

Market Depth

ADD NEW MARKET WATCH

Select Symbol

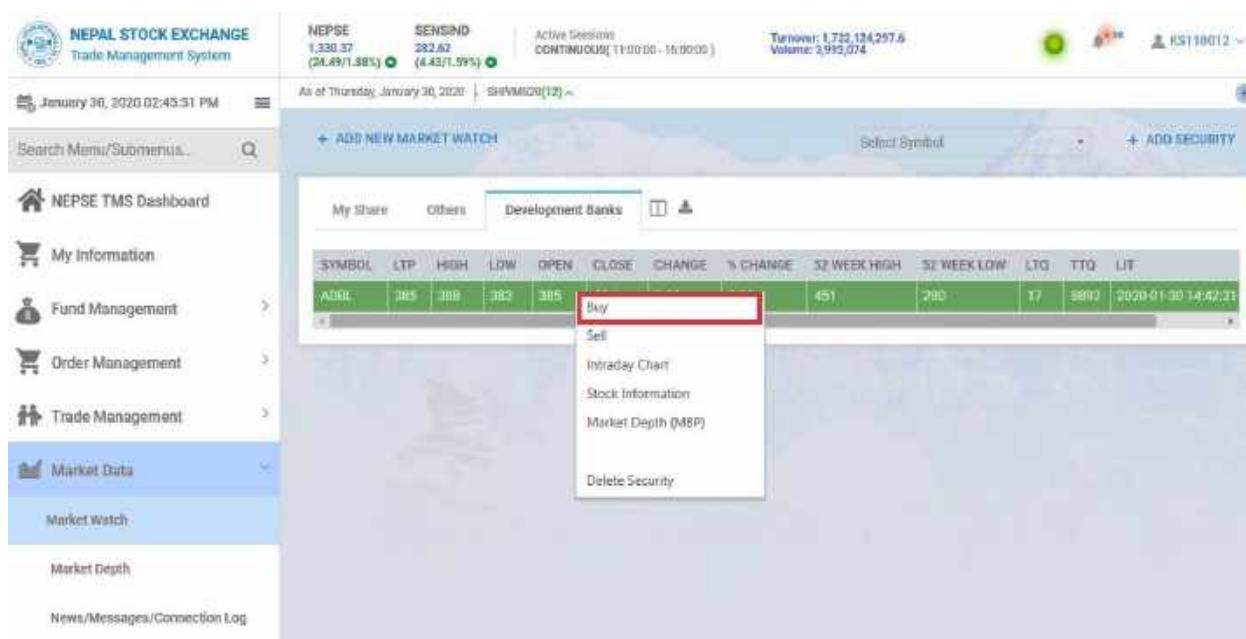
+ ADD SECURITY

My Share Others **Development Banks**

SYMBOL	LTP	HIGH	LOW	OPEN	CLOSE	CHANGE	% CHANGE	52 WEEK HIGH	52 WEEK LOW	LTO	TTQ	LIT
ADBL	385	388	382	385	384	2.00	0.52	451	290	90	8792	2020-01-30 14:40:28

9.1.3 Buy/Sell from Market Watch

- If you wish to place order for securities added on Market Watch, right click on respective Security and click on “Buy” or “Sell”.



NEPSE 1,330.37 (24.69/1.88%) SENSEX 282.67 (4.43/1.59%) Active Sessions CONTINUOUS (11:00:00 - 13:00:00) Turnover: 1,732,124,297.6 Volume: 3,992,074

January 30, 2020 02:45:31 PM

Search Menu/Submenus...

NEPSE TMS Dashboard

My Information

Fund Management

Order Management

Trade Management

Market Data

Market Watch

Market Depth

News/Messages/Connection Log

ADD NEW MARKET WATCH

Select Symbol

+ ADD SECURITY

My Share Others **Development Banks**

SYMBOL	LTP	HIGH	LOW	OPEN	CLOSE	CHANGE	% CHANGE	52 WEEK HIGH	52 WEEK LOW	LTO	TTQ	LIT
ADBL	385	388	382	385	384	2.00	0.52	451	290	17	8892	2020-01-30 14:42:31

Buy

Sell

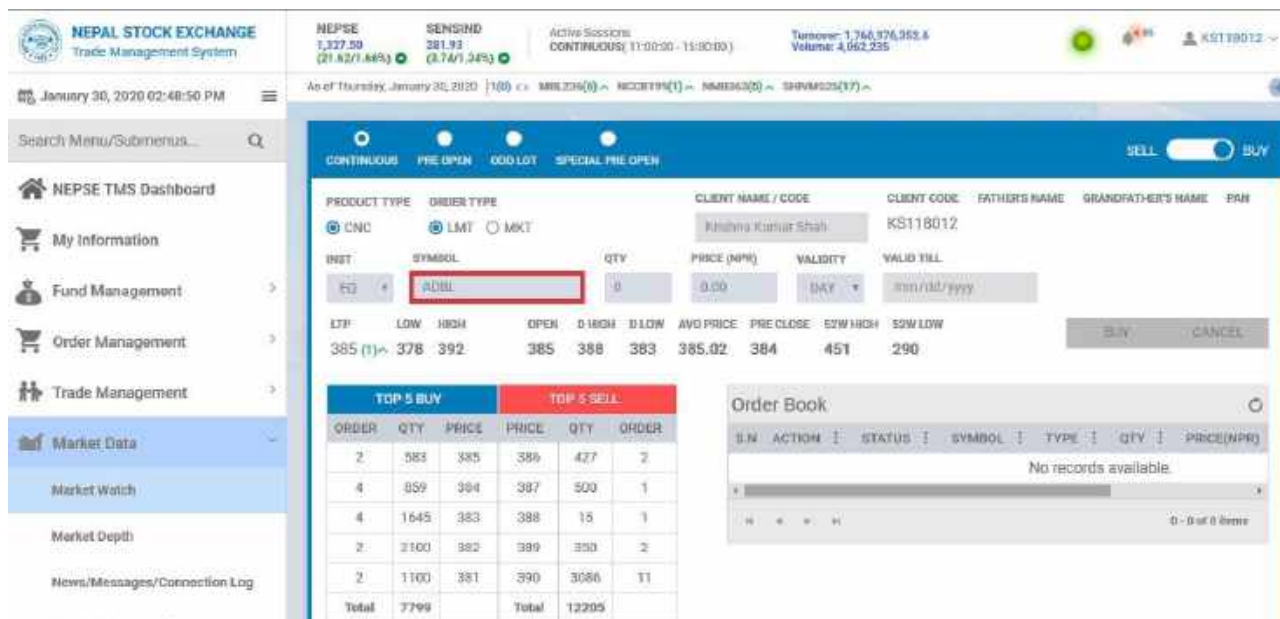
Intraday Chart

Stock Information

Market Depth (MDF)

Delete Security

- You will be redirected to Buy/Sell screen with respective security selected on default.



NEPSE TMS Dashboard - Market Data

Order Entry Form:

PRODUCT TYPE	ORDER TYPE	CLIENT NAME / CODE	CLIENT CODE	FATHER'S NAME	GRANDFATHER'S NAME	PNR
CNC	LMT	Kishor Kumar Shah	KS118012			
INST	SYMBOL	QTY	PRICE (NPR)	VALIDITY	VALID TILL	
EQ	ABDL	0	0.00	DAY	mm/dd/yyyy	

Market Data Summary:

LTP	LOW	HIGH	OPEN	D HIGH	D LOW	AVG PRICE	PRE CLOSE	52W HIGH	52W LOW
385 (1)	378	392	385	388	383	385.02	384	451	290

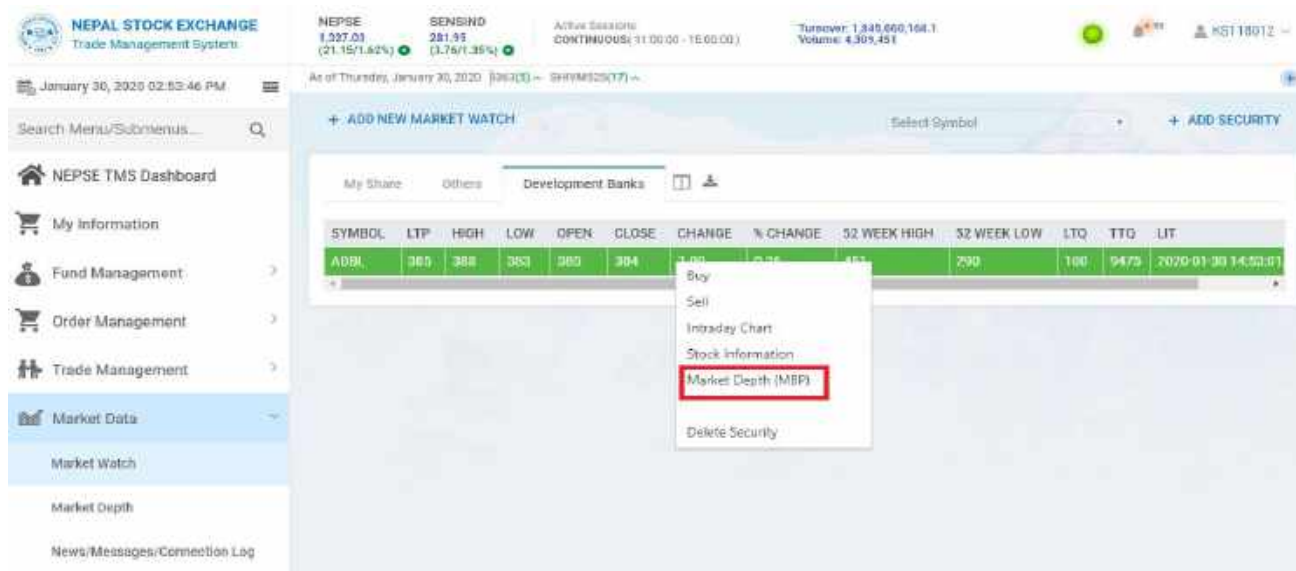
Order Book:

ORDER	QTY	PRICE	PRICE	QTY	ORDER
2	583	385	389	427	2
4	859	384	387	500	1
4	1645	383	388	15	1
2	2100	382	389	350	2
2	1100	381	390	3086	11
Total	7799			Total	12205

- You can place order for respective security from here.

9.1.4 Market Depth from Market Watch

- If you wish to view Market Depth for securities added on Market Watch, right click on respective Security and click on "Market Depth".



NEPSE TMS Dashboard - Market Watch

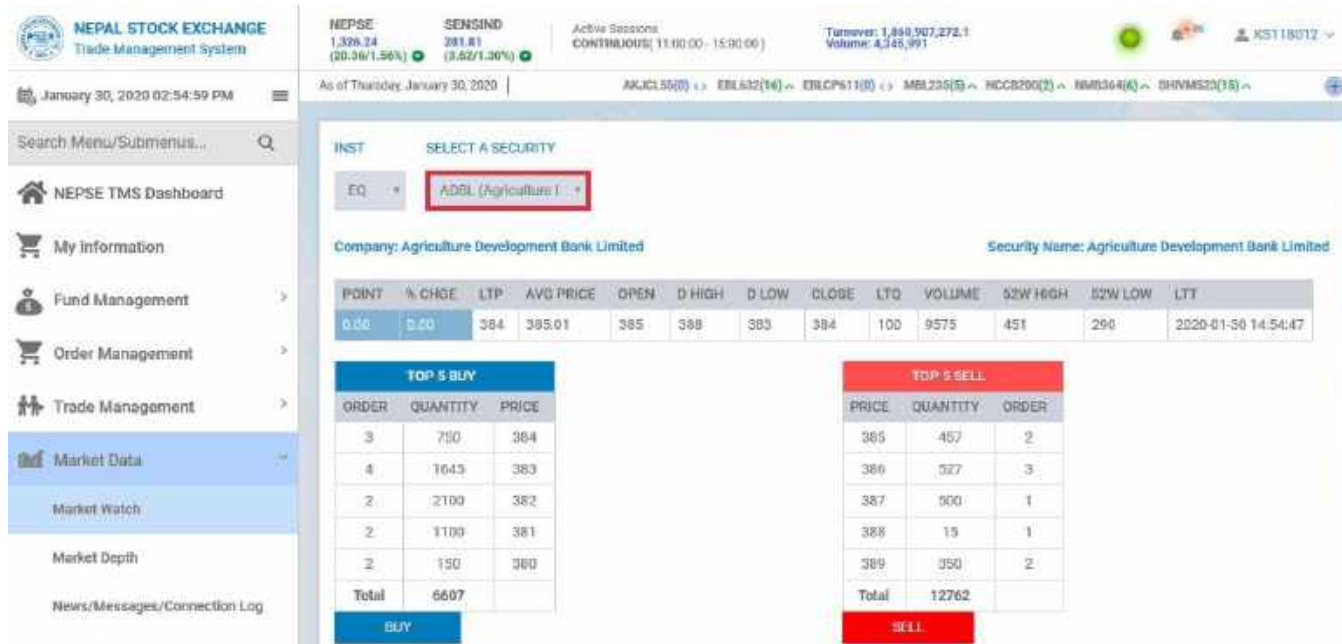
Market Watch Table:

SYMBOL	LTP	HIGH	LOW	OPEN	CLOSE	CHANGE	% CHANGE	52 WEEK HIGH	52 WEEK LOW	LTQ	TTO	LIT
ABDL	385	388	383	385	384	1.00	0.26%	451	290	180	9473	2020-01-30 14:53:01

Context Menu for ABDL:

- Buy
- Sell
- Intraday Chart
- Stock Information
- Market Depth (MBP)**
- Delete Security

- You will be redirected to Market Depth screen with respective security selected on default.



NEPSE: 1,329.24 (20.38/1.56%)
SENSIND: 281.81 (3.52/1.36%)

Active Sessions: CONTINUOUS (11:00:00 - 15:00:00)
Turnover: 1,898,907,272.1
Volume: 4,345,391

As of Thursday, January 30, 2020

Search Menu/Submenus...
NEPSE TMS Dashboard
My Information
Fund Management
Order Management
Trade Management
Market Data
Market Watch
Market Depth
News/Messages/Connection Log

SELECT A SECURITY
EQ * **ADBL (Agriculture I...)**

Company: Agriculture Development Bank Limited
Security Name: Agriculture Development Bank Limited

POINT	% CHGE	LTP	AVG PRICE	OPEN	D HIGH	D LOW	CLOSE	LTO	VOLUME	52W HIGH	52W LOW	LTT
0.00	0.20	384	385.01	385	388	383	384	100	9575	451	290	2020-01-30 14:54:47

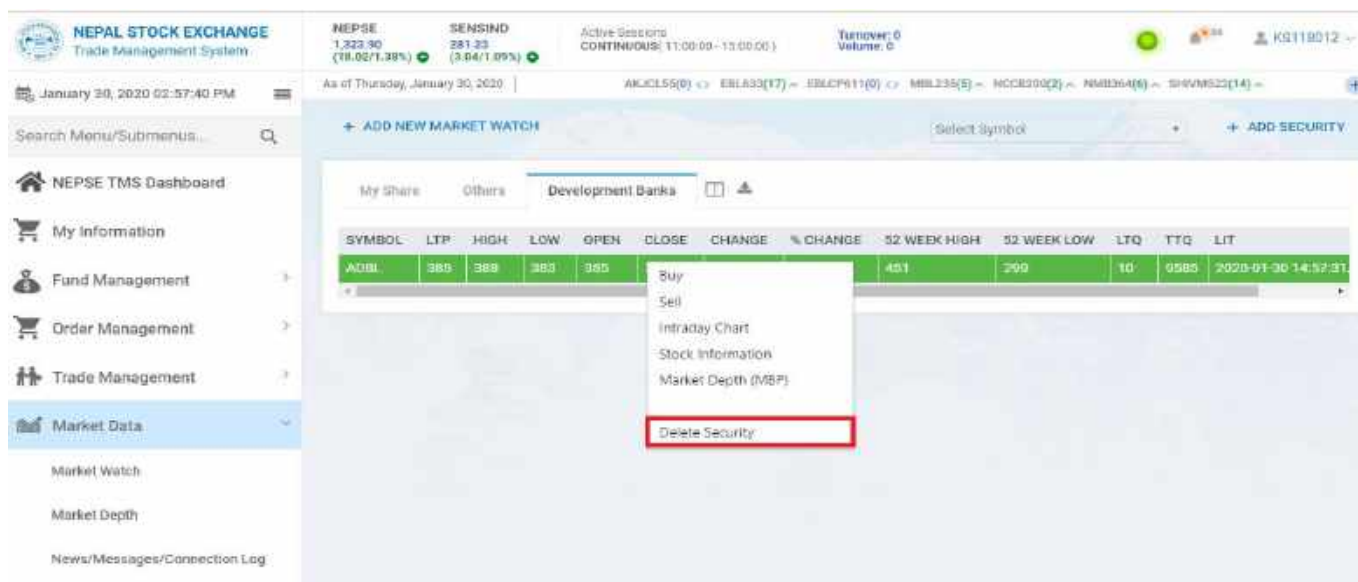
TOP 5 BUY		
ORDER	QUANTITY	PRICE
3	750	384
4	1643	383
2	2100	382
2	1100	381
2	150	380
Total	6607	

TOP 5 SELL		
PRICE	QUANTITY	ORDER
385	457	2
380	527	3
387	500	1
388	15	1
389	350	2
Total	12762	

BUY SELL

9.1.5 Delete Security from Market Watch

- To delete security from Market Watch, right click on respective security and click on "Delete Security".



NEPSE: 1,323.30 (18.02/1.38%)
SENSIND: 281.33 (3.04/1.09%)

Active Sessions: CONTINUOUS (11:00:00 - 15:00:00)
Turnover: 0
Volume: 0

As of Thursday, January 30, 2020

Search Menu/Submenus...
NEPSE TMS Dashboard
My Information
Fund Management
Order Management
Trade Management
Market Data
Market Watch
Market Depth
News/Messages/Connection Log

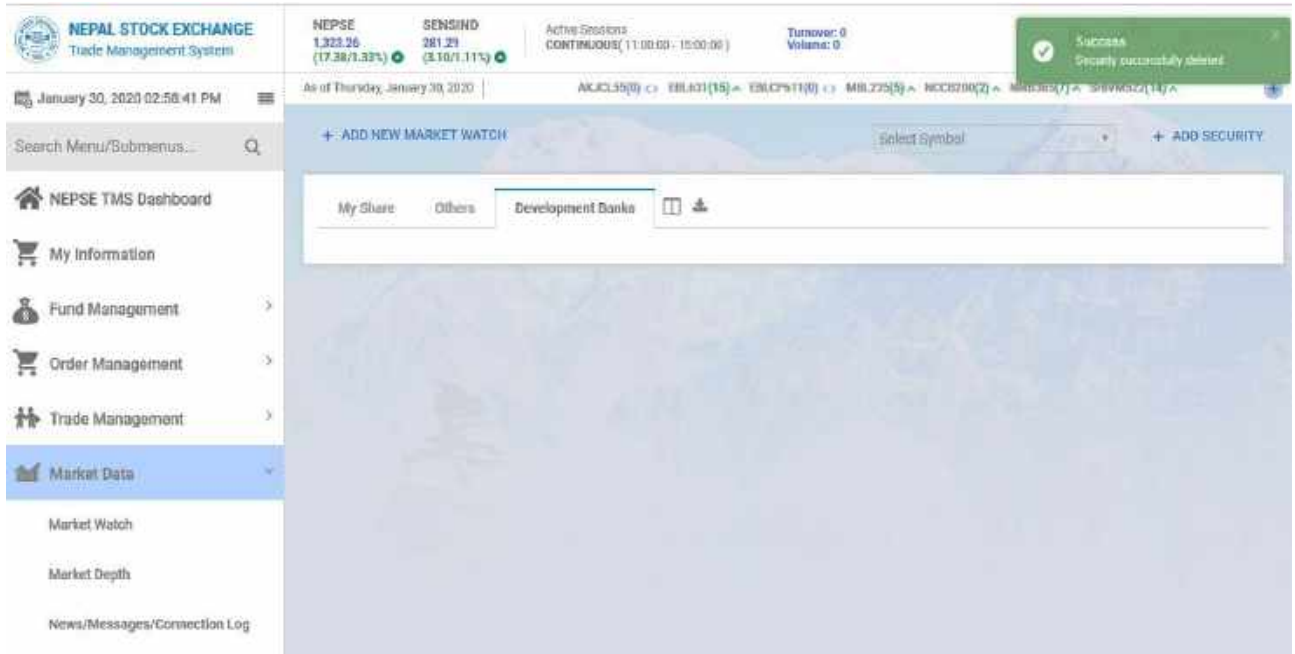
+ ADD NEW MARKET WATCH
Select Symbol + ADD SECURITY

My Share Others **Development Banks**

SYMBOL	LTP	HIGH	LOW	OPEN	CLOSE	CHANGE	% CHANGE	52 WEEK HIGH	52 WEEK LOW	LTO	TTQ	LIT
ADBL	389	389	383	385				451	290	10	0580	2020-01-30 14:57:31

Buy
Sell
Intraday Chart
Stock Information
Market Depth (MDF)
Delete Security

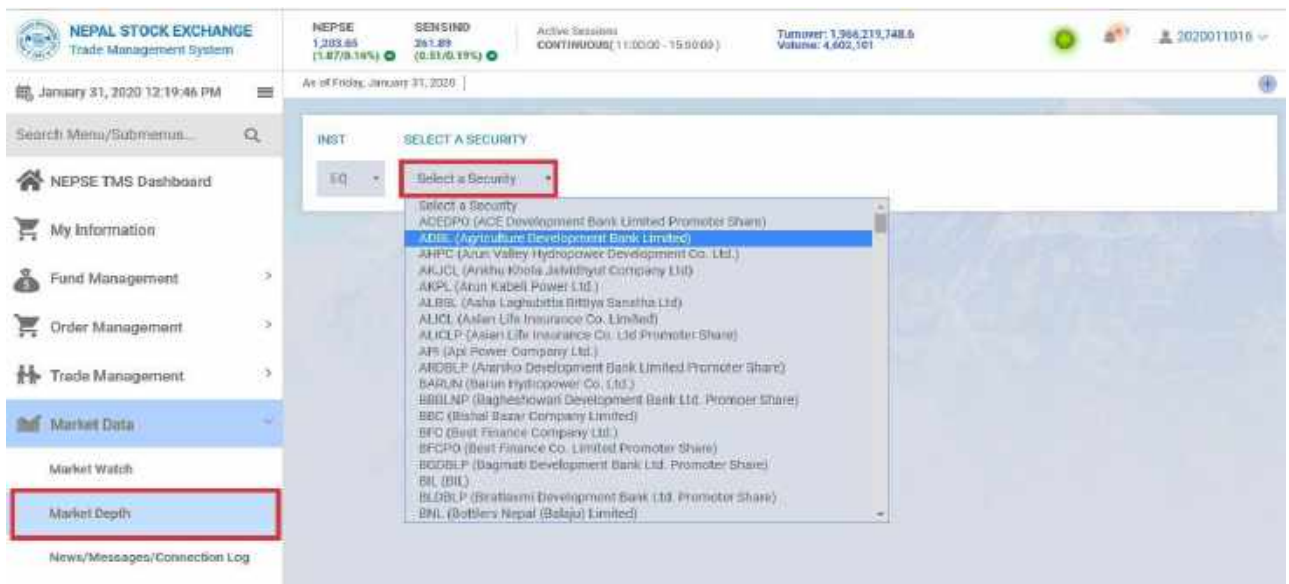
- Security will be successfully deleted from Market Watch.



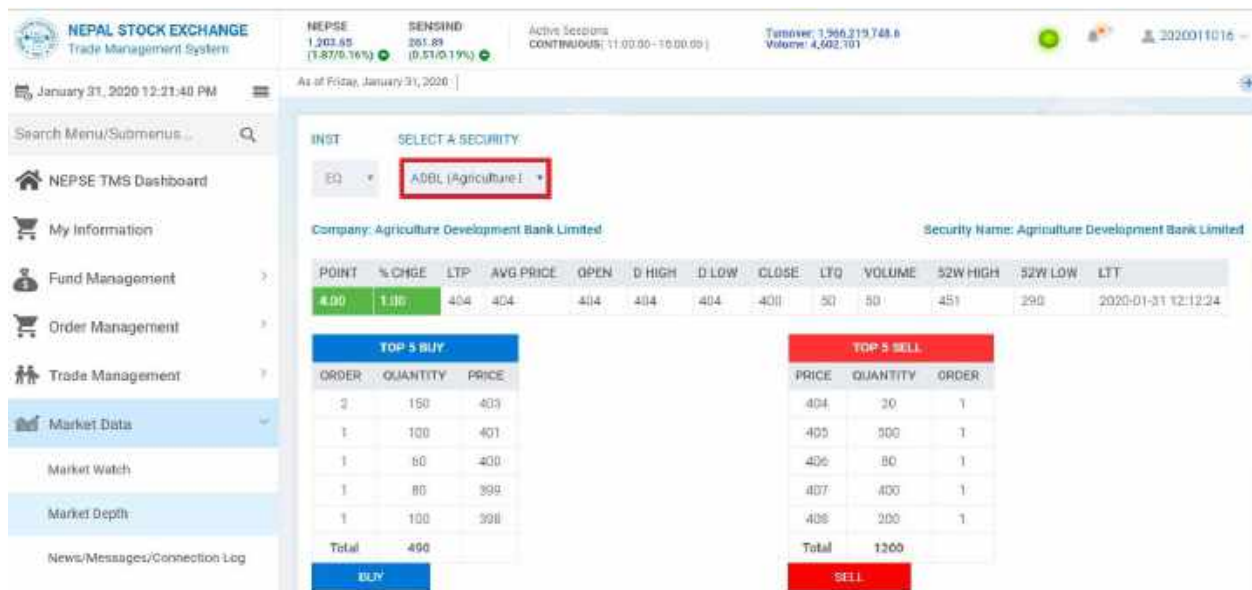
9.2 Market Depth

Market Depth allows user to monitor demand and supply ratio for each security. It shows Buy and sell orders available in market on different prices and quantity for each security.

- Navigate to Market Data -> Market Watch. Select a security from the list.



- Market Depth displays top 5 Buy and Sell orders available in Market with price and quantity for respective security.
- It also displays price variation for each security chosen.



NEPSE 1,203.85 (1.87/0.16%) SENSIND 261.89 (0.51/0.19%) Turnover: 1,966,219,748.6 Volume: 4,602,101

As of Friday, January 31, 2020

INST: EQ, SECURITY: ADL (Agriculture I)

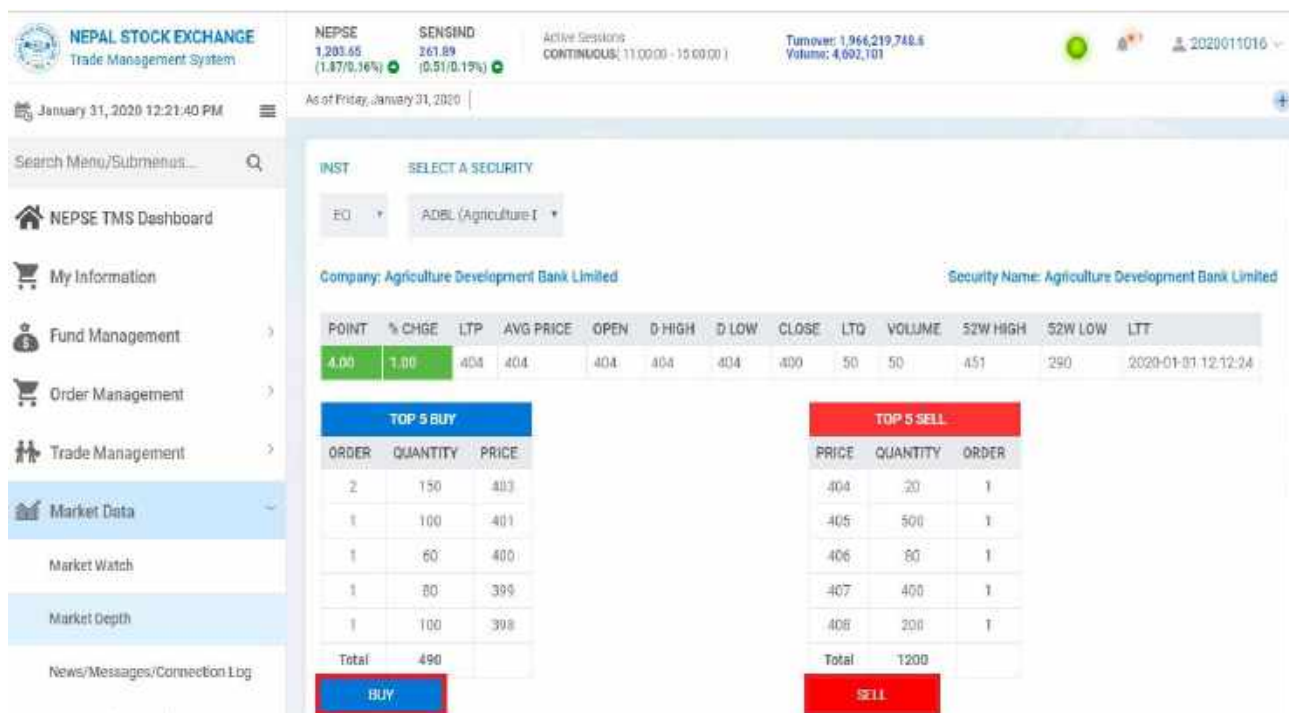
Company: Agriculture Development Bank Limited, Security Name: Agriculture Development Bank Limited

POINT	% CHGE	LTP	AVG PRICE	OPEN	D HIGH	D LOW	CLOSE	LTO	VOLUME	52W HIGH	52W LOW	LTT
4.00	1.00	404	404	404	404	404	400	50	50	451	290	2020-01-31 12:12:24

TOP 5 BUY		
ORDER	QUANTITY	PRICE
2	150	403
1	100	401
1	60	400
1	80	399
1	100	398
Total		490

TOP 5 SELL		
PRICE	QUANTITY	ORDER
404	20	1
405	300	1
406	80	1
407	400	1
408	200	1
Total		1200

- User can initiate order placement from Market Depth as well. If you wish to place order for respective security, click on Buy/Sell button.



NEPSE 1,203.85 (1.87/0.16%) SENSIND 261.89 (0.51/0.19%) Turnover: 1,966,219,748.6 Volume: 4,602,101

As of Friday, January 31, 2020

INST: EQ, SECURITY: ADL (Agriculture I)

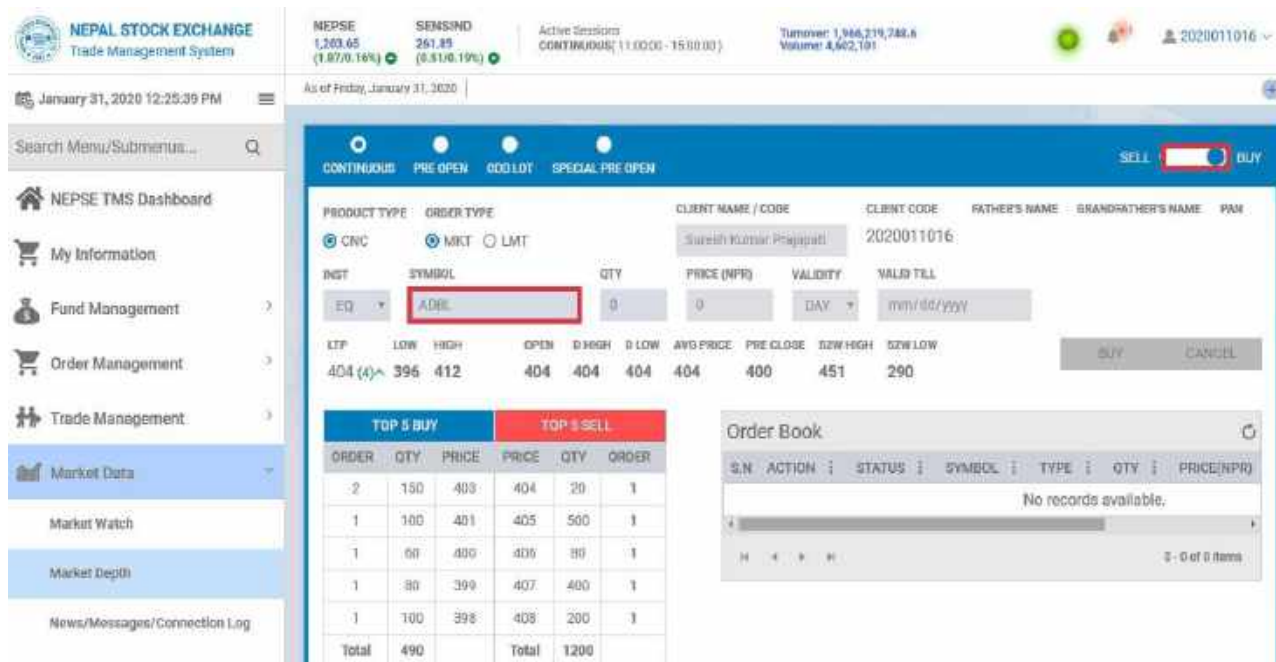
Company: Agriculture Development Bank Limited, Security Name: Agriculture Development Bank Limited

POINT	% CHGE	LTP	AVG PRICE	OPEN	D HIGH	D LOW	CLOSE	LTO	VOLUME	52W HIGH	52W LOW	LTT
4.00	1.00	404	404	404	404	404	400	50	50	451	290	2020-01-31 12:12:24

TOP 5 BUY		
ORDER	QUANTITY	PRICE
2	150	403
1	100	401
1	60	400
1	80	399
1	100	398
Total		490

TOP 5 SELL		
PRICE	QUANTITY	ORDER
404	20	1
405	300	1
406	80	1
407	400	1
408	200	1
Total		1200

- You will be redirected to Buy/Sell screen with respective security selected on default.



NEPSE TMS Dashboard

Market Data

Order Management

Trade Management

Market Watch

Market Depth

News/Messages/Connection Log

NEPSE 1,263.65 (1.87/0.16%)

SENSIND 261.85 (3.51/6.19%)

Active Sessions CONTINUOUS (11:00:00 - 15:00:00)

Turnover: 1,966,219,748.5

Volume: 4,602,101

2020011016

January 31, 2020 12:25:39 PM

As of Friday, January 31, 2020

Search Menu/Submenu...

CONTINUOUS PRE OPEN ODD LOT SPECIAL PRE OPEN

SELL BUY

PRODUCT TYPE: ORDER TYPE

CNC MKT LMT

CLIENT NAME / CODE: Suresh Kumar Pragasari

CLIENT CODE: 2020011016

FATHER'S NAME BRANDFATHER'S NAME PAN

INST: EQ

SYMBOL: ADIL

QTY: 0

PRICE (NPR): 0

VALIDITY: DAY

VALID TLL: mm/dd/yyyy

LTP: 404 (4)

LOW: 396

HIGH: 412

OPEN: 404

D HIGH: 404

D LOW: 404

AVG PRICE: 404

PRE CLOSE: 400

DEW HIGH: 451

DEW LOW: 290

BUY CANCEL

TOP 5 BUY

ORDER	QTY	PRICE	PRICE	QTY	ORDER
2	150	403	404	20	1
1	100	401	405	500	1
1	50	400	406	80	1
1	80	399	407	400	1
1	100	398	408	200	1
Total	490			Total	1200

TOP 5 SELL

Order Book

No records available.

9.3 Live Market

User can monitor live market on a single screen via Live Market. All the securities traded on today's market are displayed with price variation in Live Market. Also, user can view no of securities declined/advanced/neutral on real time.

- Navigate to Market Data -> Live Market



NEPSE TMS Dashboard

Market Data

Market Watch

Market Depth

News/Messages/Connection Log

Top 10 Gainers and Losers

Live Market

Broker Back Office

NEPSE 1,225.39 (19.8/1.45%)

SENSIND 281.76 (3.57/1.28%)

Active Sessions CONTINUOUS (11:00:00 - 15:00:00)

Turnover: 1,966,219,748.5

Volume: 4,602,101

KST 18012

January 31, 2020

AKJCL30(N) EBL

Advances: 115 Declines: 48 Neutral: 21

Turnover: NPR. 1,966,219,748.5

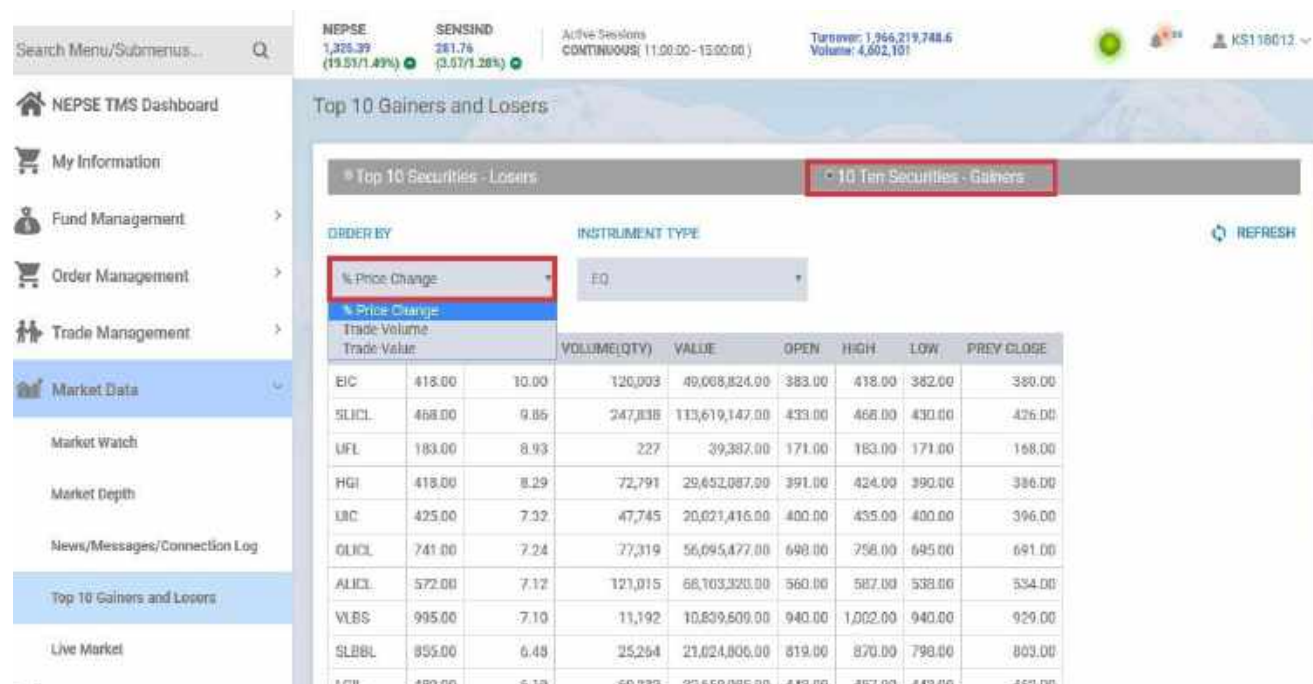
Share Volume: 4,602,101 (Live Data)

SYMBOL	LTP	LTV	POINT CHANGE	% CHANGE	OPEN	HIGH	LOW	VOLUME	PREVIOUS CLOSING
PRVU	264	10	9	3.50	256	264	256	430	255
NBL	273	50	3	1.11	273	274	269	210	270
OKL	524	20	8	1.55	520	535	520	30	516
PKL	680	100	10	1.49	661	705	661	108	670
NADER	724	11	-38	-4.98	775	775	711	634	707
AKJCL	572	50	36	7.12	560	587	538	459	534
SIL	568	20	23	4.22	554	590	545	224	545
BIC	1798	10	0	0	1800	1630	1729	20	1798
OBIME	789	130	1	0.35	290	290	286	504	288
PLIC	570	100	27	4.97	550	590	540	467	543
SIC	715	10	36	5.3	681	730	680	88	679
OKJL	468	156	42	9.88	432	488	430	952	426
IMB	770	20	13	1.72	770	783	745	22	757
FRIN	430	20	22	5.39	416	444	408	340	408

9.4 Top 10 Gainers and Losers

User can view Top 10 Gainers and Losers by % Price Change, Trade Volume and Trade Value.

- Navigate to Market Data -> Top 10 Gainers and Losers
- Select Top 10 Securities on Losers or Gainers. By default Top 10 Gainers is selected.
- Select Order By (% Price Change/Trade Volume/ Trade Value. % Price Change is selected on default.



Market Summary:

- NEPSE: 1,378.39 (+19.51/1.49%)
- SENSIND: 261.76 (+3.51/1.28%)
- Active Sessions: CONTINUOUS (11:00:00 - 15:00:00)
- Turnover: 1,956,219,748.6
- Volume: 4,602,101

Top 10 Securities - Losers | **Top 10 Securities - Gainers**

ORDER BY: % Price Change | INSTRUMENT TYPE: EQ

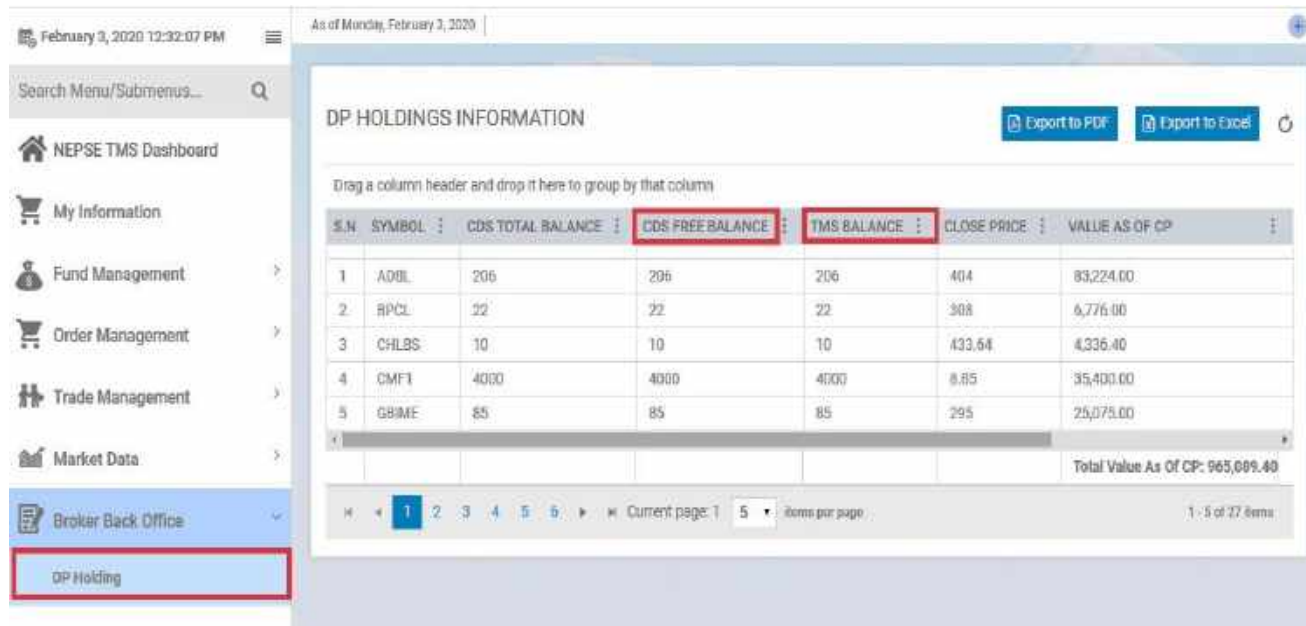
	% Price Change	Trade Volume	Trade Value	VOLUME(QTY)	VALUE	OPEN	HIGH	LOW	PREV. CLOSE
EIC	418.00	10.00	120,003	49,008,824.00	383.00	418.00	382.00		380.00
SLICL	468.00	9.85	247,838	113,619,147.00	433.00	468.00	430.00		426.00
LFL	183.00	8.93	227	39,387.00	171.00	183.00	171.00		168.00
HGI	418.00	8.29	72,791	29,452,087.00	391.00	424.00	390.00		386.00
LRC	425.00	7.32	47,745	20,021,416.00	400.00	435.00	400.00		396.00
OLICL	741.00	7.24	77,319	56,095,477.00	698.00	758.00	695.00		691.00
ALICL	572.00	7.17	121,015	68,103,320.00	560.00	587.00	538.00		534.00
VLBS	995.00	7.10	11,192	10,839,600.00	940.00	1,002.00	940.00		929.00
SLBBL	835.00	6.48	25,294	21,024,806.00	819.00	870.00	798.00		803.00
LGIL	480.00	6.19	69,332	32,650,085.00	443.00	487.00	443.00		452.00

- Click on Refresh icon  at top right to refresh data.

10 DP Holding

Clients can view their Depository Account Holding, given BOID details have been provided to Trading Management System.

- Navigate to Broker Back Office- > DP Holding.



February 3, 2020 12:32:07 PM | As of Monday, February 3, 2020

Search Menu/Submenus...

NEPSE TMS Dashboard

My Information

Fund Management

Order Management

Trade Management

Market Data

Broker Back Office

DP Holding

DP HOLDINGS INFORMATION

Export to PDF | Export to Excel

Drag a column header and drop it here to group by that column

S.N	SYMBOL	CDS TOTAL BALANCE	CDS FREE BALANCE	TMS BALANCE	CLOSE PRICE	VALUE AS OF CP
1	ADBL	206	206	206	404	83,224.00
2	BPCL	22	22	22	308	6,776.00
3	CHLS	10	10	10	433.54	4,335.40
4	CMFI	4000	4000	4000	8.85	35,400.00
5	GBME	85	85	85	295	25,075.00
						Total Value As Of CP: 965,689.40

Current page: 1 | 5 items per page | 1 - 5 of 27 items

- If DP check is enabled by respective Broker then you can only sell those stocks available in your DP within quantity of TMS Balance.
- CDS Balance is only updated on T+3 days once final settlement is done and DP account is updated. While TMS Balance is updated on real time when a sell order is placed/modified or cancelled for respective security.
- In DP Holding, you can view value of each stock as per today's Market as well as per Previous Day Close Market.

As of Monday, February 3, 2020

DP HOLDINGS INFORMATION

Export to PDF Export to Excel

Drag a column header and drop it here to group by that column

S.N	SYMBOL	CDS TOTAL BALANCE	CDS FREE BALANCE	TMS BALANCE	CLOSE PRICE	VALUE AS OF CP	LTP	VALUE AS OF LTP
1	ADBL	206	206	206	404	83,224.00	404	83,224.00
2	BPCL	22	22	22	308	6,776.00	308	6,776.00
3	CHLBS	10	10	10	433.64	4,336.40	433.64	4,336.40
4	CMFI	4000	4000	4000	8.85	35,400.00	8.85	35,400.00
5	CBIME	85	85	85	295	25,075.00	295	25,075.00
						Total Value As Of CP: 965,089.40	Total Value As Of LTP	

Current page: 1 5 Items per page 1 - 5 of 27 items

- You can also view total value of all Stocks as per today's Market as well as Previous Day Close Market.

As of Monday, February 3, 2020


DP HOLDINGS INFORMATION

Export to PDF Export to Excel

Drag a column header and drop it here to group by that column

S.N	SYMBOL	CDS TOTAL BALANCE	CDS FREE BALANCE	TMS BALANCE	CLOSE PRICE	VALUE AS OF CP	LTP	VALUE AS OF LTP
1	ADBL	206	206	206	404	83,224.00	404	83,224.00
2	BPCL	22	22	22	308	6,776.00	308	6,776.00
3	CHLBS	10	10	10	433.64	4,336.40	433.64	4,336.40
4	CMFI	4000	4000	4000	8.85	35,400.00	8.85	35,400.00
5	CBIME	85	85	85	295	25,075.00	295	25,075.00
						Total Value As Of CP: 965,089.40	Total Value As Of LTP : 965,089.40	

Current page: 1 5 Items per page 1 - 5 of 27 items

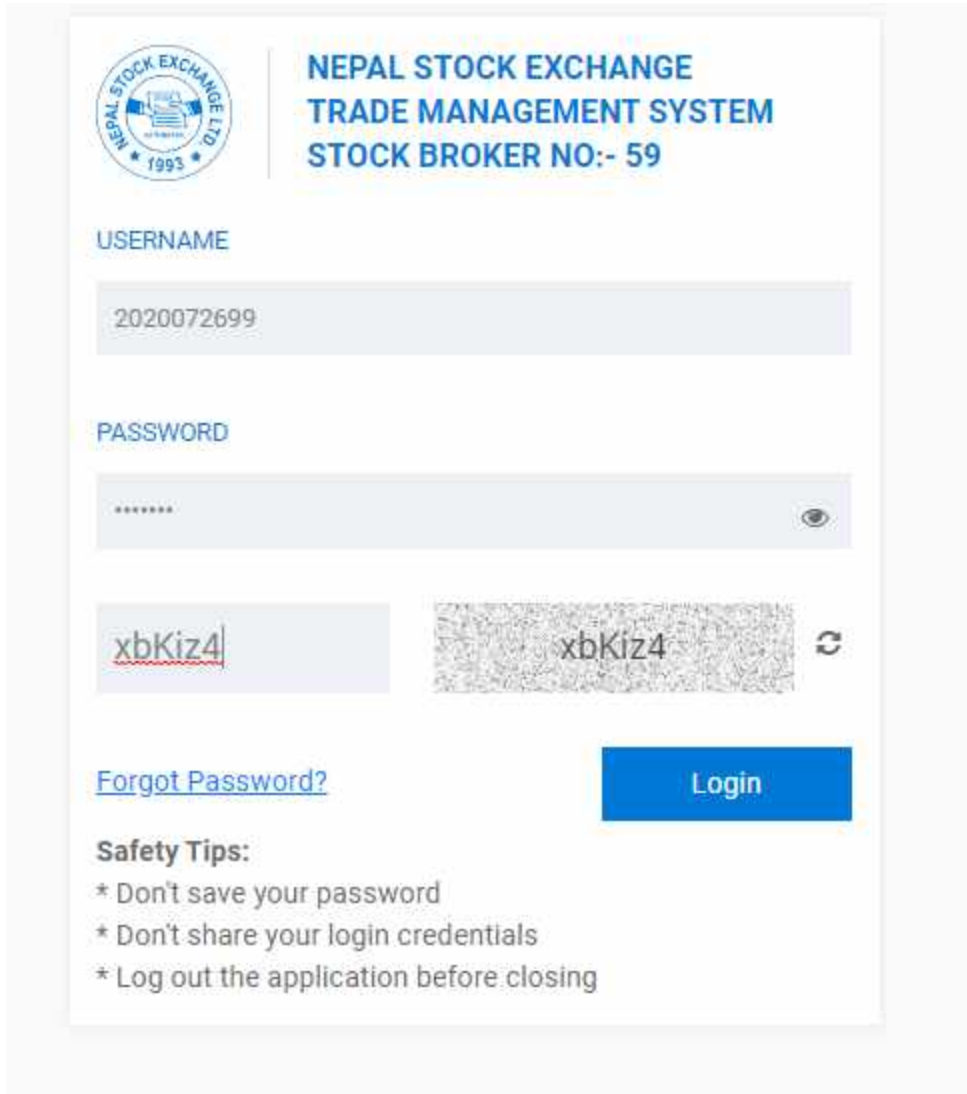
Note: Click on Refresh icon  at top right to refresh DP Holding.

11 BOID (Beneficial Owner Identification)

This section instructs users on the functionalities of BOID mapping and un-mapping from one Member to another. It details step by step procedure of implemented functionalities of BOID map/un-map.

11.1 BOID Map/Un-map

- Go to the Respective Member Portal and login with user credential



The screenshot shows the login interface for the Nepal Stock Exchange Trade Management System. It features the exchange's logo and name, the broker's identification number (59), and input fields for username (2020072699) and password (masked with asterisks). A CAPTCHA image with the text 'xbKiz4' is displayed. A 'Login' button is present, along with a 'Forgot Password?' link. Safety tips are listed at the bottom.

NEPAL STOCK EXCHANGE
TRADE MANAGEMENT SYSTEM
STOCK BROKER NO:- 59

USERNAME
2020072699

PASSWORD

xbKiz4

xbKiz4

[Forgot Password?](#) **Login**

Safety Tips:

- * Don't save your password
- * Don't share your login credentials
- * Log out the application before closing

Fig 3.1: Login Screen

NOTE: - <https://tms.yco.com.np:7125/login> is a sample URL.

11.1.1 Mapping Request sent from client

- Go to NEPSE TMS Dashboard > DP Holding
- Click on View Mapping

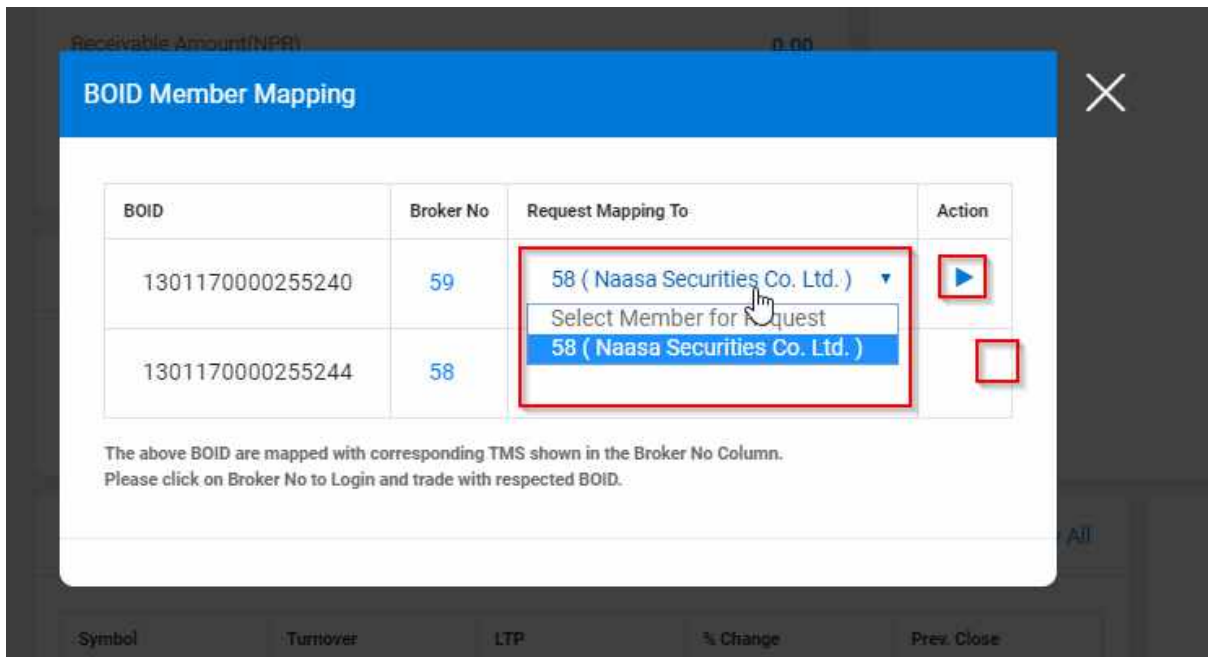


Fig 3.2: BOID Member Mapping

- Select the Broker to map BOID and click on Action button

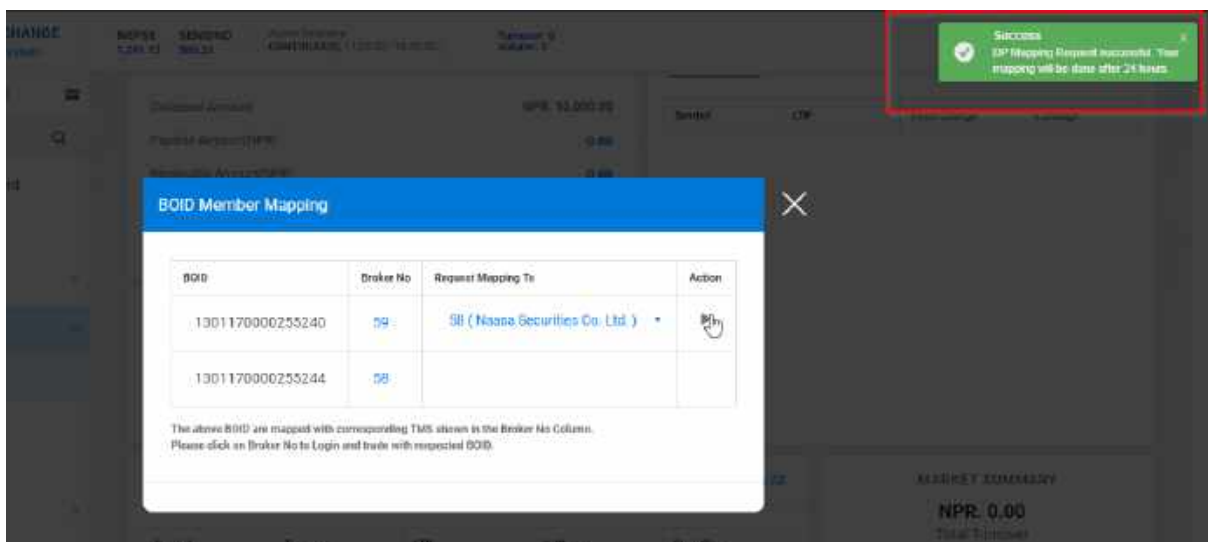


Fig: 3.3 Request Success Message

- Success message appears after clicking the action button
- BOID will be mapped to requested broker from next business date

11.2 Email Notifications

11.2.1 BOID Transfer Request Successful

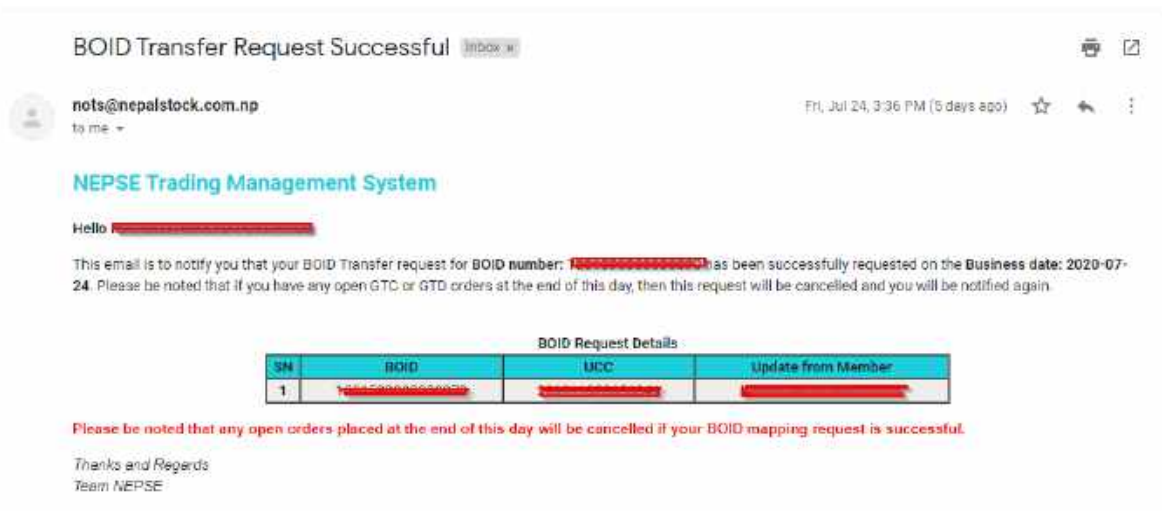


Fig 3.2.1: BOID Transfer Request Successful

11.2.2 BOID TRANSFER SUCCESS

